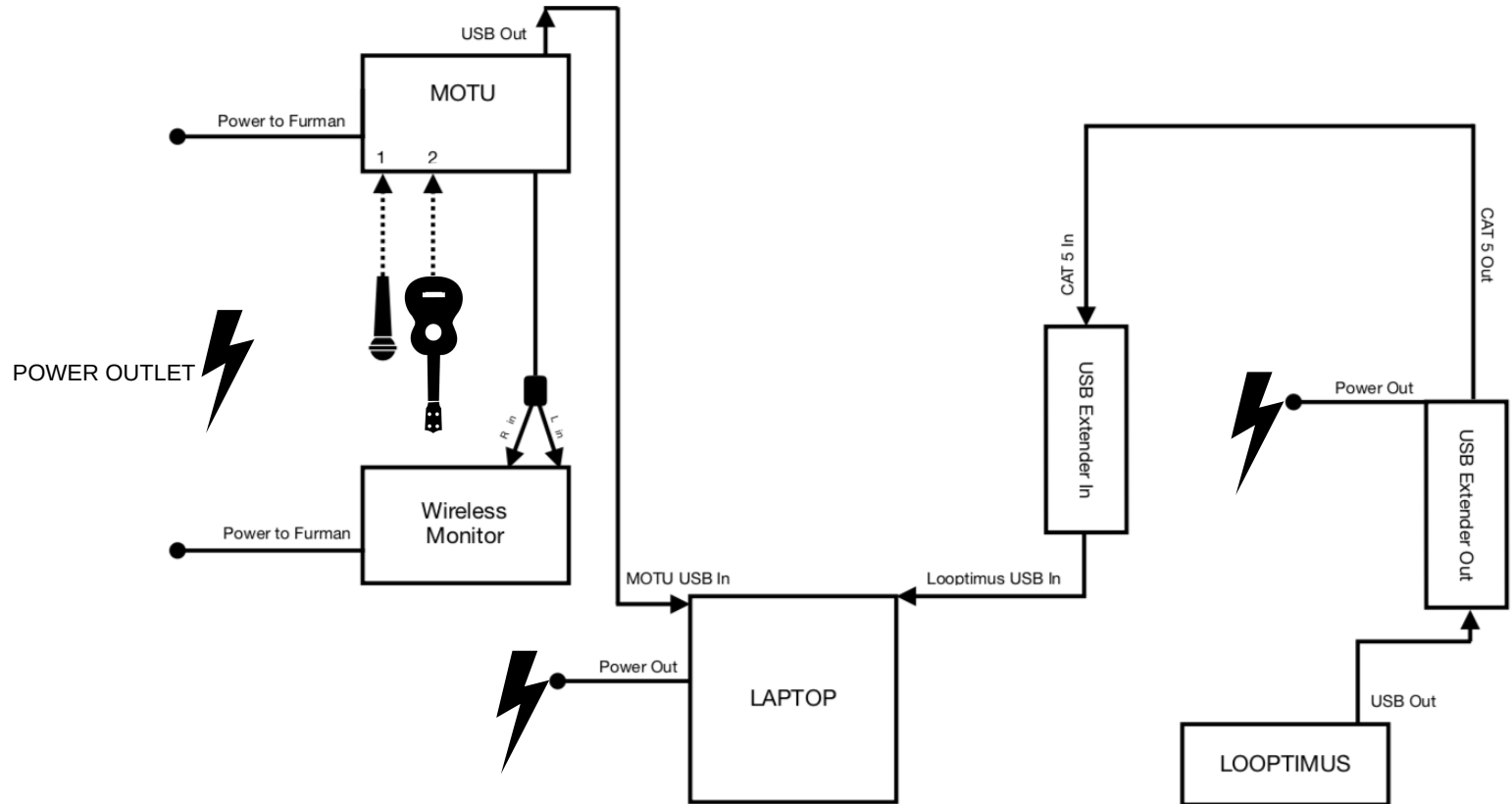




# LORENA LEIGH SET UP



# FOH ENGINEER NOTES

- Line 1 vocals will be dry and will require basic vocal effect processing ( eq, compression, reverb, delay)
- Line 2 Ukulele will be dry and will require basic acoustic instrument effect processing ( eq, compression, reverb, delay)
- Mix tracks and live instruments in proportion to the room. Sometimes lead vocal level is dynamic.
- Lead Vocals and ukulele should always sit above the playback tracks in the mix.
- Line 7 is Background Vocal tracks and might need to be mixed down a bit in proportion to the live mix.
- Input 4 on the MOTU is a line- in for talkback from FOH engineer.

## **MOTU OUTPUT LIST**

1. Vocals (Dry)
  2. Ukulele (Dry)
  3. Drums/Perc
  4. Bass
  5. Acoustic/Electric Guitar
  6. Synth/Keys
  7. BG Vocals
  8. Uke Looper
- L - Mono Mix  
R -

## **MOTU INPUT LIST**

1. Vocals (Dry)
2. Ukulele (Dry)
3. Midi (Blank)
4. Talk Back mic