

# Verellen

## Terrence

### Body Details:

- Double needle stitch
- Upholstered only

### Seat Details:

- Loose seat configuration
- Boxed style seat cushion
- Foam down seat construction

### Back Details:

- Loose back configuration
- Boxed style back pillows
- Feather down construction

### Leg Details:

- 8"H metal conical leg with black matte finish

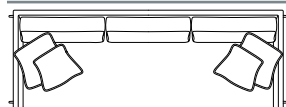
### Toss Pillow Details:

- Knife edge toss pillows
- Microfiber construction (50% fill)

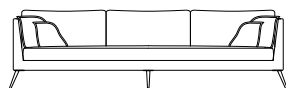


\*Shown upholstered with heavy double needle stitch on body, seats, and back. Toss: Split flange.

\* Standard double needle stitch detail on body, seat cushion, back and toss pillows unless otherwise specified.

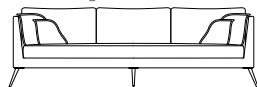


Top View

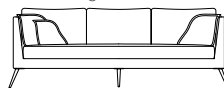


Side View

Terrence XL - 110"w  
Width to Legs - 114"w



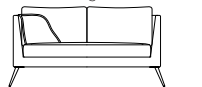
Terrence Sofa - 98"w  
Width to Legs - 102"w



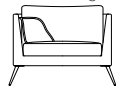
Terrence Condo - 86"w  
Width to Legs - 90"w



Terrence Loveseat - 72"w  
Width to Legs - 76"w



Terrence Chair & Half - 60"w  
Width to Legs - 64"w



Terrence Chair - 40"w  
Width to Legs - 44"w

Terrence Club Chair -  
30"w x 33" d x 28" h



### Special Details:

- Available as a sectional - please see Sectional Guide - use Sectional Order Form

## Dimensions

- Overall Height: 28"/34"
- Arm Height: 28"
- Seat Height: 21"
- Exterior Depth: 39.5"
- Seat Depth: 26"
- Interior Depth: 34.5"