

Verellen

Camille



Body Details:

- Double needle stitch
- Upholstered and slipcovered available

Seat Details:

- Loose seat configuration
- Bench style seat cushion
- Boxed foam/down wrap seat construction

Back Details:

- Loose back configuration
- Multiback notch bottom style back pillows
- Feather down back construction

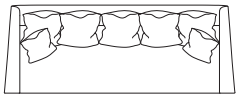
Leg Details:

- 3" tall conical legs
- Please specify wood finish

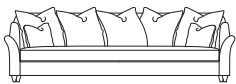
Toss Pillow Details:

- Small notch bottom toss pillows
- Feather down construction

* Standard double needle stitch detail on body, seat cushion, back and toss pillows unless otherwise specified.



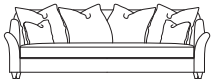
Camille Top View



Camille XL - 110" w



Camille Side View



Camille Sofa - 98" w



Camille Condo - 86" w



Camille Loveseat - 66" w



Camille Chair & Half - 60" w



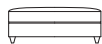
Camille Chair - 45" w

Camille Club Chair
39.5"W x 35"D x 31.5"H

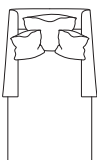


Camille Ottoman Sizes

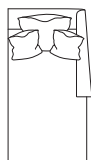
- * 33"W x 24"D x 16"H
- * 47.5"W x 30"D x 16"H
- * 36"W x 36"D x 16"H
- * 44"W x 44"D x 16"H
- Camille Club Ottoman
* 26"W x 24"D x 16"H



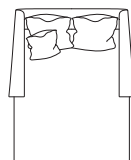
Camille Chaise
45"W x 73"L



Camille 1-Arm Chaise
40"W x 73"L



Camille Chaise & Half
60"W x 73"L



Special Details:

- Optional dual-back feather down notch bottom back pillows
- Slipcover with no detail
- Slipcover with corner gussets
- Slipcover with special overlap stitch option
- Available as a sleeper - CAD drawing required due to revised measurements - please see Sleeper Styles document - use Sleeper Order Form
- Available as a sectional - please see Sectional Guide - use Sectional Order Form
- Club chair available with a swivel

Dimensions

- Overall Height: 33"
- Arm Height: 22"
- Seat Height: 17.5"
- Exterior Depth: 42"
- Interior Depth: 32"
- Seat Depth: 26.5"