

Verellen

Clarence



* Shown with pinched stitch detail

Body Details:

- Upholstered only
- Double needle stitch

Seat Details:

- Loose seat configuration
- Boxed style seat cushion
- Spring down seat construction

Back Details:

- Loose back configuration
- Notch bottom back pillows
- Feather down back construction

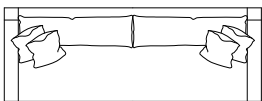
Leg Details:

- Recessed leg
- Please specify leg finish

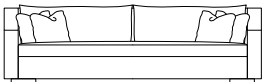
Toss Pillow Details:

- Knife edge toss
- Feather down toss construction

* Standard double needle stitch detail on body, seat cushion, back and toss pillows unless otherwise specified.



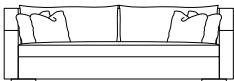
Top View



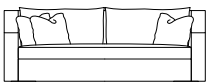
XL - 104"w



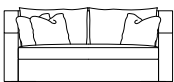
Side View



Sofa - 92"w



Condo - 80"w



Loveseat - 66"w

Club Chair
(Available as a Swivel)
35"w x 37"d x 31"h

Chaise & Half
60"W x 65"L

Chaise
44"W x 65"L

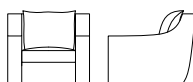
RAF Chaise
44"W x 65"L



Chair & Half - 54"w



Chair - 44"w



Special Details:

- available as a chaise sectional only - please see Sectional Guide - use Sectional Order Form

Dimensions

- Overall Height: 32"/34"
- Arm Height: 22.5"
- Seat Height: 19.5"
- Exterior Depth: 40"
- Interior Depth: 31.5"
- Seat Depth: 24.5"