

# Verellen

## Greyson

### Body Details:

- Upholstered only
- Double needle stitch

### Seat Details:

- Loose seat configuration
- Boxed style seat cushion
- Spring/down seat construction

### Back Details:

- Loose back configuration
- Boxed style back pillows
- Feather down construction

### Leg Details:

- 4" x 4" square recessed legs
- Please specify wood finish

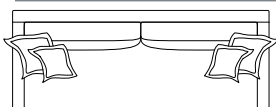
### Toss Pillow Details:

- Knife edge toss pillows
- Feather down construction

\* Standard double needle stitch detail on body, seat cushion, back and toss pillows unless otherwise specified.



\* Shown upholstered with pinched stitch on body, seat and back.  
Toss: 3" Open Flange



TOP VIEW

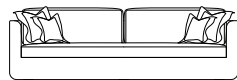
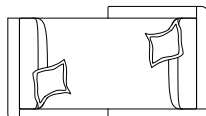


Greyson XL - 110"w

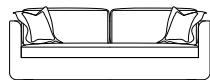
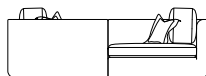


SIDE VIEW

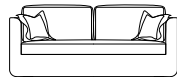
Greyson Tete-A-Tete  
W85" x D49" x H26"/31"



Greyson Sofa - 98"w

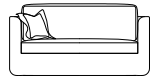
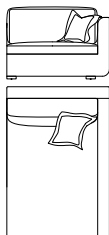


Greyson Condo - 86"w



Greyson Loveseat - 72"w

Greyson LAF/RAF Chaise  
W44" x D65" x H26"/31"



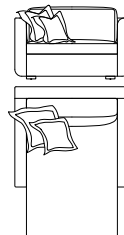
Greyson Chair & Half - 60"w

Greyson Swivel Club Chair  
W34" x D34" x H25.5"  
(30.5"H to back pillow)



Greyson Chair - 44"w

Greyson 2-Arm Chaise  
W49" x D65" x H26"/31"



### Special Details:

- Available as a sleeper - CAD drawing required due to revised measurements - please see Sleeper Styles document - use Sleeper Order Form
- Available as a sectional - please see Sectional Guide - use Sectional Order Form

### Dimensions

- Overall Height: 26"/31"
- Arm Height: 26"
- Seat Height: 18"
- Exterior Depth: 43"
- Seat Depth: 25"
- Interior Depth: 37"