



# The Easiest Knit Baby Slippers

By Michelle Greenberg



Difficulty Level





## MATERIALS

### Yarn

Just about half of a typical 100g skein of worsted weight yarn like **Paintbox Simply Aran**

### Needles

5mm (US 7) short, straight needles

## GAUGE AND SIZING

**12 stitches and 15 rows on 4in x 4in (10cm x10cm) in stockinette**

### Sizing


Instructions are written for the newborn to 6 month size with alterations for the 6-12 month size next to it in parenthesis

[CLICK HERE FOR COMMON KNITTING ABBREVIATIONS](#)

## OVERVIEW

This pattern is worked flat and then seamed after the bind off to create a tube. Then one end of the tube is threaded and drawn closed like the top of a hat to create the toe portion. There is no heel shaping with this sock which is just fine for babies. It is a very forgiving and stretchy pattern that will easily fit most babies.

There is a video tutorial for the seaming portion of the pattern which you can find by clicking **HERE**





# Pattern

Cast on 19 (23) sts

Row 1: Knit all sts

Row 2: Knit all sts

Repeat in garter stitch until your piece measures 1.75in (4cm) about 14 rows

On the next row: k1, p1. repeat to the end of the row

On the next row: p1, k1. repeat to the end of the row

Continue in 1x1 ribbing (knit the knits and purl the purls until your work measures 1.75in (4cm) about 10 rows

On the next row: Knit all sts

On the next row: Knit all sts

Repeat in garter stitch until your piece measures 1.75in (4cm) about 14 rows.

Bind off leaving a long tail for seaming



## Seaming

Thread a tapestry needle with your yarn tail and whip stitch the cast on and bind off edges together to make a tube.

Then thread your yarn around and around one of the open edges of the tube to draw it closed like a drawstring. Knot the end and cut the excess. Turn your project inside out and you're done! (well, you gotta make another one)





# Thank You!



I hope you enjoyed it as much as I enjoyed making it for you all. Before you ask, yes, you can sell any items you craft using this pattern! I also encourage you to contact me anytime with questions.

Happy Stitching!

- *Michelle*

