


120 York Street
Kennebunk, ME 04043
(207)467-3478



ANAB Certificate Number: AT-2169
www.testedlabs.com

16 February 2019

Dear The Green Approach:

216 Lincoln St Westbrook ME , 04092:

Enclosed are the results of analytical testing performed on the following samples:

Laboratory ID	Sample Location	Date sampled	Date received
C19020195.01	Sour Kush	14-Feb-19 00:00	15-Feb-19 08:37


The results in this report relate only to the submitted samples. If you have any questions concerning this report, please feel free to contact me at 207-467-3478.

Sincerely,

Lorri Maling



120 York Street
Kennebunk, ME 04046
(207)467-3478



ANAB Certificate Number AT-2169
www.Testedlabs.com

Date sampled : 02/14/2019

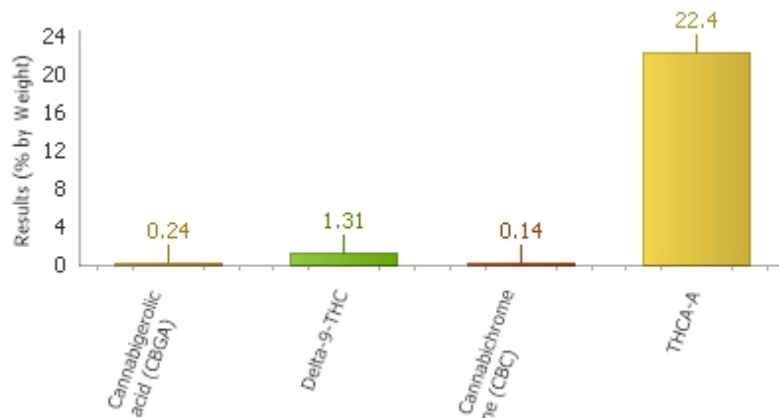
REPORT OF ANALYSIS

Reported Date: 02/16/2019

The Green Approach

C19020195.01

Sour Kush(Plant Material)



Cannabinoids by HPLC

Analyte	Result	Reporting Limit	Units	Analyzed	Method	Analyst	Pass/Fail Limit	Test Remarks
Cannabidiol (CBD)	ND	0.1	% by Weight	02/15/2019 20:13	HPLC SOP-7	LAM	N/A	
Cannabidiol acid (CBDA)	ND	0.1	% by Weight	02/15/2019 20:13	HPLC SOP-7	LAM	N/A	
Cannabigerolic acid (CBGA)	0.24	0.1	% by Weight	02/15/2019 20:13	HPLC SOP-7	LAM	N/A	
Cannabigerol (CBG)	ND	0.1	% by Weight	02/15/2019 20:13	HPLC SOP-7	LAM	N/A	
Cannabidiol (CBD)	ND	0.1	% by Weight	02/15/2019 20:13	HPLC SOP-7	LAM	N/A	
Tetrahydrocannabinol (THCV)	ND	0.1	% by Weight	02/15/2019 20:13	HPLC SOP-7	LAM	N/A	
Cannabinol (CBN)	ND	0.1	% by Weight	02/15/2019 20:13	HPLC SOP-7	LAM	N/A	
Delta-9-THC	1.31	0.1	% by Weight	02/15/2019 20:13	HPLC SOP-7	LAM	N/A	
Delta-8-THC	ND	0.1	% by Weight	02/15/2019 20:13	HPLC SOP-7	LAM	N/A	
Cannabichromene (CBC)	0.14	0.1	% by Weight	02/15/2019 20:13	HPLC SOP-7	LAM	N/A	
THCA-A	22.4	0.1	% by Weight	02/15/2019 20:13	HPLC SOP-7	LAM	N/A	

Total Cannabinoids by HPLC (Calculated)

Analyte	Result	Reporting Limit	Units	Analyzed	Method	Analyst	Pass/Fail Limit	Test Remarks
Total CBD (CBD+CBDA) Calculated	ND	0.1	% by Weight	02/15/2019 20:13	HPLC SOP-7	LAM	N/A	
Max CBD-Calculated	ND	0.1	% by Weight	02/15/2019 20:13	HPLC SOP-7	LAM	N/A	
Total THC (THC+THCA) Calculated	23.7	0.1	% by Weight	02/15/2019 20:13	HPLC SOP-7	LAM	N/A	
Max THC- Calculated	21	0.1	% by Weight	02/15/2019 20:13	HPLC SOP-7	LAM	N/A	
Total Cannabinoids- Calculated	24.1	0.1	% by Weight	02/15/2019 20:13	HPLC SOP-7	LAM	N/A	

Results as reported above relate only to samples as submitted, unless specifically noted otherwise.

120 York Street
Kennebunk, ME 04043
(207)467-3478 or (207)618-9333



ANAB Certificate Number: AT-2169

www.Testedlabs.com

Notes and Definitions

Unless otherwise noted below, analyses were performed without significant modifications and QC met the quality standards outlined in the methods reported.

Cannabinoid Totals Statement:

Total THC= THC+THCA
Total CBD = CBD+CBDA
Total CBG = CBG+CBGA

Heat activation of cannabis products converts THCA to THC and CBDA to CBD in a time and temperature dependent manner. This conversion is known as decarboxylation and results from the loss of CO₂ during heating.

THC-Total (Max THC)= Delta 8 THC + Delta 9 THC + (THCA x 0.877)
CBD-Total (Max CBD)= CBD + (CBDAx0.880)
CBG-Total= CBG + (CBGA x 0.876)

Tested Labs/Nelson Analytical, Nelson Analytical LLC, Manchester and Aquarian Analytical are accredited for testing by ISO/IEC 17025:2005 for the following parameters only:

Samples Handling, Receipt and disposal for Cannabis: SOP-ALL-1

Cannabinoids: Cannabinol (CBN), Cannabidiol (CBD), Cannabidiolic Acid (CBDA), Cannabigerol (CBG), Cannabigerolic Acid (CBGA), Cannabichromene (CBC), delta-9-THC, delta-8-THC, THCA-A, Tetrahydrocannabivarin (THCV), Cannabidivarin (CBDV) by High Pressure Liquid Chromatography(HPLC). HPLC SOP-7

Metals Preparation and Analysis: Arsenic, Cadmium, Lead and Mercury (EPA method 200.8)

Terpenes Analysis by GC/MS

Ethanol (Based on EPA Method 8260) by GC/MS

Pesticides (Based on AOAC Official Method 2007.01 Pesticide Residues in Foods QueCHERS)-SOP-AQC-104

Yeast and Mold (Based on FDA BAM Chapter 18 and USP 37-NF 32<2021>) SOP-NHM-1004 and NHM-1012 and AOAC Method 997.02

E.coli (Based on USP 37-NF 32<2022>) SOP-NHM-1003 and AOAC Method 991.14

Total Coliform and E.coli (Based on FDA BAM Chapter 4) SOP-NHM-1007 and AOAC Method 991.14

Aerobic Plate Count (Based on FDA BAM Chapter 3 and USP 37-NF 32<2021>) SOP-NHM-1002 and SOP-NHM-1001 and AOAC Method 990.12

Enterobacteriaceae-Bile Tolerant gram-negative bacteria (Based on USP 37-NF 32<2021>) SOP-NHM-1008 and OMA 2003.01

Salmonella Sp. (Based on USP 37-NF 32 <2022>, AOAC RI 030301, AOAC RI 051303-PCR) SOP-NHM-1006, SOP NHM-1013, NHM-SOP-1017

Listeria Sp. (Based on AOAC RI 020401, AOAC RI 071304)SOP-NHM-1014, SOP-NHM-1016

Staphylococcus aureus (Based on FDA BAM Chapter 12, USP 37-NF<2022>) SOP-NHM-1011, SOP-NHM-1005

Cannabinoid and Terpene Analysis are based on laboratory developed methods. All other testing is based on established EPA, USP or FDA methods.

Matrix matched quality control check samples for cannabis are available for microbiological analysis in a hemp-based QC. Other matrix matched quality control samples for most matrices do not exist for cannabis currently. Due to this unavailability, even ISO/IEC validated methods cannot be fully verified for the efficiency and accuracy of the extraction and analysis in any current Maine or New Hampshire Laboratory.

ND- Analyte result not detected above the method reporting limit

All sample results are reported on an "as received" basis.

Pass/Fail limits for New Hampshire are those defined in the State of New Hampshire Administrative Rule He-C 400, Therapeutic Cannabis Program, HE-C 402.15(d)

Pass/Fail limits for Maine have not been established at this point and are listed as not applicable.

Edibles are reported as mg/g (not per serving)

Edible conversion calculation: mg/g in product x final weight of product= mg per product