

EXTERIOR FRENCH & SASH DOORS

The right doors can really make the view. French and Sash doors have been favorites of homeowners because they naturally connect living spaces with outdoor settings by allowing light to pass through.

Our Exterior French and Sash doors are made with your choice of Simulated Divided Lite (SDL) or True Divided Lite (TDL) construction, and can be specified with WaterBarrier® and UltraBlock® technology upgrades. So you'll maximize your view of the outdoors, while keeping the elements of nature at bay.



VIEW ALL **EXTERIOR FRENCH & SASH DOORS**

simpsondoor.com/exteriorfrenchandsash



37015

with custom transom and WaterBarrier® and UltraBlock® technologies

WATERBARRIER® TECHNOLOGY

WaterBarrier® technology helps preserve the beauty of your Simpson doors even in tough exposures subject to harsh weather. Available for virtually any Simpson exterior door, this innovation affords you superior water protection.

WaterBarrier combines a medium density overlay (MDO) over the exterior surface of the door with water-resistant glazing beads and bars for an exterior that's not only resistant to moisture, but provides a beautiful surface for paint. And when combined with any wood species on the inside, you can match your interior woodwork and keep the warmth and natural beauty that wood provides.



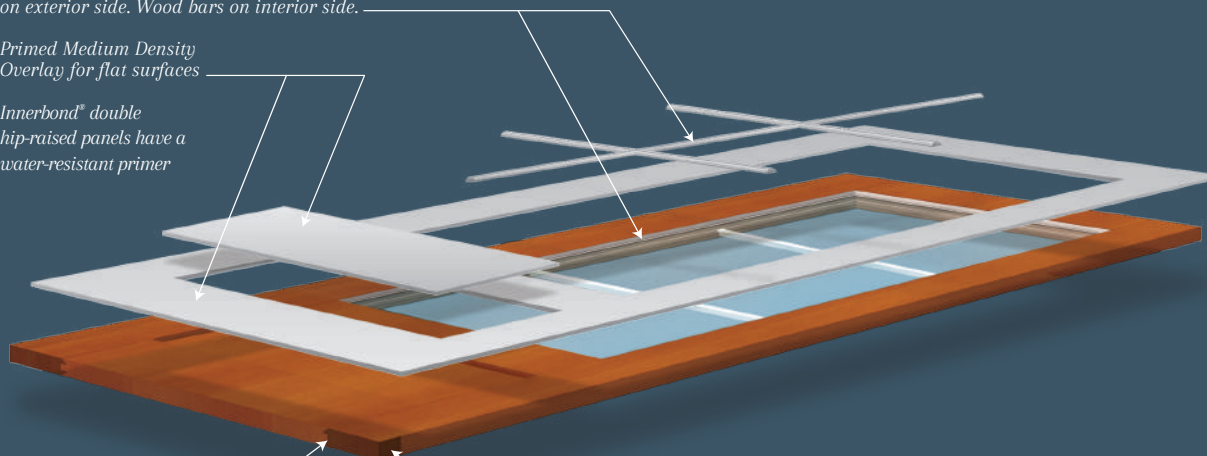
37944 WB
Shown in Douglas fir with WaterBarrier® technology

WATERBARRIER® TECHNOLOGY

Water-resistant glazing bead and SDL bars on exterior side. Wood bars on interior side.

Primed Medium Density Overlay for flat surfaces

Innerbond® double hip-raised panels have a water-resistant primer



WEATHER SEAL™ PROCESS


Entire stile-and-rail joints coated and bonded to decrease the possibility of water infiltration

ULTRABLOCK® TECHNOLOGY

Composite block material finger-jointed into the bottom of the stiles

ULTRABLOCK® TECHNOLOGY

A long time favorite of Simpson's most discriminating customers, UltraBlock® technology adds a water-resistant composite block in the bottom of the door stiles, where water infiltration can occur in a tough exposure. Our exclusive Weather Seal™ process provides additional protection against moisture penetrating the bottom rail. It's our answer to the galoshes you splashed around in as a kid.



ULTRABLOCK TECHNOLOGY

5-year warranty and available for any 1-3/4" or 2-1/4" thick exterior door.

WATERBARRIER TECHNOLOGY

5-year warranty with no building overhang required and available for virtually any exterior door.

When ordering WaterBarrier technology, UltraBlock technology is always included.

EXPLORE OUR ONLINE TOOLS AT [SIMPSONDOOR.COM/DOORMAGINATION](https://www.simpsondoor.com/DOORMAGINATION)

TEST DRIVE A DOOR GLASS TASTE TEST WOOD SELECTOR



ULTRABLOCK® TECHNOLOGY
simpsondoor.com/ultrablock


7001 IG
Shown in knotty alder with optional shaker sticking



7002 IG
Wide layout



7037 IG



37104 SDL, IG
7104 TDL



37105 SDL, IG
7105 TDL




37122 SDL, IG
7122 TDL



37106 SDL, IG
7106 TDL



37010 SDL, IG
7010 TDL
Shown in ponderosa pine



37109 SDL, IG
7109 TDL
Shown in walnut



37152 SDL, IG / 7152 TDL
Shown in hemlock with 37162 SDL/7162 TDL sidelights



37153 SDL, IG
7153 TDL

DOORS INCLUDE THESE OPTIONS (SEE [SIMPSONDOOR.COM/OPTIONS](http://simpsondoor.com/options)):





37151 SDL, IG
7151 TDL



37156 SDL, IG
7156 TDL



7051 IG



37056 SDL, IG
7056 TDL



37050 SDL, IG
7050 TDL



VIEW ALL **EXTERIOR FRENCH & SASH DOORS**
simpsondoor.com/exteriorfrenchandsash



37153

with WaterBarrier® and UltraBlock® technologies

© Nat. Res.

57



7403 IG
with 7813 sidelight



7404 IG
Shown in cherry with 7814 sidelight
and optional shaker sticking



7405 IG
with 7815 sidelight and optional
rain glass. Privacy Rating 7.



7406 IG
with 7816 sidelight and optional
shaker sticking



7407 IG
Shown in white birch with
7817 sidelight and optional
shaker sticking



7408 IG
with 7818 sidelight and optional
shaker sticking




7409 IG
with 7819 sidelight and optional shaker
sticking and P-516 glass. Privacy Rating 9.



7410 IG
Shown in walnut with 7810 sidelight
and optional shaker sticking



7411 IG
with 7811 sidelight



7427 IG
with optional heavy
water glass.
Privacy Rating 4.



7408
Shown in Douglas fir with UltraBlock® technology



7621* IG

7631* IG



37604* SDL, IG
7604* TDL

37614* SDL, IG
7614* TDL



37626* SDL, IG
7626* TDL

37636* SDL, IG
7636* TDL



7171* IG

7181* IG



37176* SDL, IG
7176* TDL

37186* SDL, IG
7186* TDL



37170* SDL, IG
7170* TDL

37180* SDL, IG
7180* TDL

DOORS INCLUDE THESE OPTIONS (SEE SIMPSONDOOR.COM/OPTIONS):



**As viewed from exterior of home.*



37512

with WaterBarrier® and
UltraBlock® technologies



7501 IG

Shown in sapele mahogany with
7801 sidelight



37504 SDL, IG

7504 TDL

37802 SDL/7802 TDL sidelight

ULTRABLOCK® TECHNOLOGY
simpsondoor.com/ultrablock



37522 SDL, IG
7522 TDL

Shown in knotty alder



37526 SDL, IG
7526 TDL




37528 SDL, IG
7528 TDL

37804 SDL/7804 TDL sidelight




VIEW ALL **EXTERIOR FRENCH
& SASH DOORS**


simpsondoor.com/exteriorfrenchandsash




7031 IG



37435 SDL, IG
7435 TDL



37635 SDL, IG
7635 TDL



37035 SDL, IG
7035 TDL

37944
with UltraBlock® technology



7118 IG
Shown in maple with 7701 sidelight



37318 SDL, IG
7318 TDL
7701 sidelight



37998 SDL, IG
7998 TDL



7081 IG
7702 sidelight



37382 SDL, IG
7382 TDL




37682 SDL, IG
7682 TDL



37482 SDL, IG
7482 TDL



37570 SDL, IG
7570 TDL



2184 SG
Double-hung sash w/
built-in screen



7571 IG
with 37705 SDL/7705 TDL sidelights,
7751 transom



7008 IG
Shown in oak with optional
cross reed glass. Privacy
Rating 9.



ANY DOOR. **ANY GLASS.**
Shown with optional Cross Reed Glass

DOORS INCLUDE THESE OPTIONS (SEE SIMPSONDOOR.COM/OPTIONS):






7031 IG
Dutch door



37435 SDL, IG
7435 TDL
Dutch door



37635 SDL, IG
7635 TDL
Dutch door



37035 SDL, IG
7035 TDL
Dutch door



7035
Dutch Door



7118 IG
Shown in maple
Dutch door



37318 SDL, IG
7318 TDL
Dutch door



37998 SDL, IG
7998 TDL
Dutch door



7081 IG
Dutch door



37682 SDL, IG
7682 TDL
Dutch door



37482 SDL, IG
7482 TDL
Dutch door




7114 IG
Dutch door



7044 IG
Dutch door



37444 / 7444 IG
Dutch door



37644 / 7644 IG
Dutch door with optional
seedy baroque glass.
Privacy rating 3.



DOORS INCLUDE THESE OPTIONS (SEE [SIMPSONDOOR.COM/OPTIONS](http://simpsondoor.com/options)):






37506


with 37752 transom and WaterBarrier® and UltraBlock® technologies




7044 IG
with 7702 sidelight



37444 SDL, IG
7444 TDL



37644 SDL, IG
7644 TDL




37944 SDL, IG
7944 TDL

Shown in ponderosa pine


WATERBARRIER® TECHNOLOGY
simpsondoor.com/waterbarrier



37664 SDL, IG
7664 TDL
 with 37663 SDL/7663 TDL sidelight



37660 SDL, IG
7660 TDL



37662 SDL, IG
7662 TDL



7860 TDL, IG
 with 7260 sidelight



VIEW ALL **EXTERIOR FRENCH
 & SASH DOORS**

simpsondoor.com/exteriorfrenchandsash



37662

Shown in Douglas fir with 37663 sidelights
 and UltraBlock® technology