

**Chevron Warehouse
guides you through Chapter 8**

Chapter 8

FOR

DUMMIES

***If your vehicle stops to work
on Highways or Motorways
you need to adhere to the
Chapter 8 regulations of
the Traffic Signs Manual***



The 3 step process to being compliant

AIM:

*Make your vehicle
as visible as possible*



1 *Get some
flashing lights*



2 *Conspicuity tape
goes down the side
and on any
protruding edge*



3 *Add a chevron kit
to the available
space on the rear*



As easy as that!

Keep reading for more details on each section

LIGHTING

Part 2, Section O5.3 of the Traffic Signs Manual covers lighting and states any vehicle stopping on the highway for works purposes or inspections shall be equipped with either a roof-mounted flashing amber warning light bar (comprising at least two independent light sources) or two independent roof-mounted flashing amber warning beacons, visible through 360°.

Roof-mounted flashing amber warning beacons must comply with the requirements of the Road Vehicle Lighting Regulations and should also comply with the United Nations Economic Commission for Europe (UNECE) Regulation 65 (R65) on Special Warning Lamps.

The products below all adhere to Chapter 8 requirements

Chapter 8 of the Traffic Signs Manual was created to ensure the safety of contractors using Highways and Motorways for Road Works and Temporary Situations by the Department For Transport & Highway Agency. Minimum legal requirements cover "High Visibility" markings and specialist vehicle lighting.




30 LED Mini Lightbar

MAGNETIC: **LB.153M**
BOLT: **LB.153B**




56 LED Mini Lightbar

MAGNETIC: **LB.155M**
BOLT: **LB.155B**




30 LED Mini Lightbar

MAGNETIC: **LB.176M**
BOLT: **LB.176B**




42 LED Mini Lightbar

MAGNETIC: **LB.178M**
BOLT: **LB.178B**





23.5" LED Maxibar
14 Module Minibar. 56 LED, 265fpm

MAGNETIC: **MX.2314AM**
BOLT: **MX.2314A**



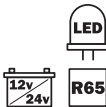


47" LED Maxibar
22 Module Lightbar. 88 LED, 265fpm

BOLT: **MX.4722A**


24 LED Amber Low Profile Lightbar

MAGNETIC: **LB.165LPM**
BOLT: **LB.165LPB**


LED ECE-R65 Amber Beacon
16 LED 3W

1 BOLT: **BE.ECR65SA.DV**
3 BOLT: **BE.ECR65TA.DV**
POLE: **BE.ECR65DA.DV**
FLEXI POLE: **BE.ECR65FA.DV**

Standard Amber Beacon
Standard rotating bulb type - Halogen

MAGNETIC: **BE.ECMA.DV**
1 BOLT: **BE.ECSA.DV**
3 BOLT: **BE.ECTA.DV**
POLE: **BE.ECDA.DV**
FLEXI POLE: **BE.ECFA.DV**




**In stock at
Chevron Warehouse
for next day
delivery!**

TAPES

Part 2, Section O5.2.3 of the Traffic Signs Manual states where the main body of the vehicle being used is not a recognised conspicuous colour (yellow or white) then the rear markings should be supplemented by a high visibility fluorescent yellow retroreflective strip, of not less than 50mm wide, along the side of vehicle as a minimum.

Fluorescent Yellow Side Stripe Tape



Avery Dennison VisiFlex V-8000 Side Stripe

50mm wide fluorescent yellow tape
ECE-104 approved
Other colours include: white, orange, green, blue.
Various widths available - call for details

11.43M: AV800005012M

22.86M: AV800050MM

Part 2, Section O5.2.4 of the Traffic Signs Manual states red retroreflective tape shall also be applied to all rear facing edges of open doors, guardrails and equipment lockers.



For larger vehicles, and protruding elements of any vehicle, edges must be outlined with high visibility conspicuity tape.

Retroreflective Red Tape for all rear facing edges




3M Rigid Grade Contour Tape

55mm wide, ECE-104 approved.
Metallised reflective material.

WHITE 50M: 3M-DR123040047

AMBER 50M: 3M-DR123043009

RED 50M: 3M-DR123040708



Avery Dennison Rigid Grade Contour Tape

50mm wide, ECE-104 approved.
Metallised reflective material.

WHITE 12.5M: CTEC104W
50M: CTEC104W50

AMBER 12.5M: CTEC104A
50M: CTEC104A50

RED 12.5M: CTEC104R
50M: CTEC104R50

REGULATION ECE-104

FOR VEHICLES OVER 7.5 T (AND TRAILERS OVER 3.5 T)

In addition to Chapter 8 requirements for tapes, Regulation ECE-104 has made it mandatory to apply approved reflective tapes to certain heavy goods vehicles.






// Where works vehicles will be stopping on roads above 40mph your chevron kit must use PRISMATIC material for superior visibility. Low speed roads only require engineering grade material. //


CHEVRONS

Part 2, Section O5.2.3c of the Traffic Signs Manual states chevron markings comprising alternate strips of fluorescent orange-red retroreflective material and fluorescent yellow non-retroreflective material, of not less than 150 mm width each, inclined at 45-60° to the horizontal and pointing upwards must be present on all vehicles stopping on the highway for works purposes or inspections.


A wide range of Chapter 8 compliant vehicle specific kits are available



HALF KIT



NO WINDOWS



FULL KIT


Fitting service available

KIT OPTIONS:



Engineering grade (roads under 40mph)

This is made up with retro-reflective red and non reflective fluorescent yellow.



Edge sealed micro prismatic (roads over 40mph)

This is made up with a high intensity micro- prismatic red (edge sealed for maximum life expectancy) and non reflective fluorescent yellow.



Planked / Standard

This is a standard strip kit, where the reds and yellows are cut separately and taped together ready for positioning



Flooded

This is where the fluorescent yellow comes in large sections for the individually cut reds to be positioned on top

BOARDS

Maintenance vehicles shall be identified by displaying to the rear, the sign HIGHWAY MAINTENANCE.

MOTORWAY MAINTENANCE may be used instead when working on motorways only.

HIGHWAY MAINTENANCE

MOTORWAY MAINTENANCE

chevronwarehouse.co.uk



// You can find all the products you need to become Chapter 8 compliant at Chevron Warehouse. //



The easy way to buy your chevrons, tape & lighting

VISIT THE WEBSITE

- Trade prices
- Find your chevron kits using **REG FINDER**
- Trade accounts application
- Free delivery
- Express delivery
- New kits added regularly



chevronwarehouse.co.uk

CHEVRONWAREHOUSE.CO.UK

01252 749471

f **@** chevronwarehouse **t** chevronuk



The guide is not intended to be a substitute for the full legislative details contained in the Traffic Signs Manual