

## INDEX:

### INFORMATION FOR TEACHERS..... 3

#### ✓ FIRST TERM

1. SPECIAL DAY: Autumn 1.....	5
2. SPECIAL DAY: Autumn 2.....	6
3. Primary colours.....	7
4. Primary and secondary colours.....	8
5. Drawing lines.....	9
6. Build with shapes.....	10
7. Lines and shapes.....	12
8. Textures 1.....	13
9. Textures 2.....	14
10. Folk art: Tortoise.....	15
11. Arts and crafts through ICT.....	16
12. PROJECT: Paul Klee.....	17
13. FESTIVITY: Christmas.....	18

#### ✓ SECOND TERM

14. SPECIAL DAY: Winter.....	22
15. SPECIAL DAY: Peace day.....	23

16. FESTIVITY: Carnival.....	24
17. Comic 1.....	25
18. Comic 2.....	27
19. Arts and crafts through ICT.....	28
20. PROJECT: Jasper Johns.....	29
21. SPECIAL DAY: Spring.....	30
22. FESTIVITY: Easter 1.....	31
23. FESTIVITY: Easter 2.....	33

#### ✓ THIRD TERM

24. Learning to.....	35
25. Photograph.....	37
26. Fixed images.....	39
27. Moving images.....	41
28. Professions.....	42
29. Using the rules (2D).....	43
30. Using materials (3D).....	44
31. Arts and crafts through ICT.....	46
32. PROJECT: Keith Haring.....	47
33. SPECIAL DAY: Summer 1.....	48
34. SPECIAL DAY: Summer 2.....	49

## ✓ APPENDIX

1. Decoration: Autumn.....	51
2. Extra activity: Doodle art.....	52
3. SPECIAL DAY: Halloween.....	53
4. SPECIAL DAY: Thanksgiving Day.....	54
5. Decoration: Christmas.....	55
6. Decoration: Winter.....	56
7. SPECIAL DAY: Valentine's Day.....	57
8. SPECIAL DAY: St Patrick's Day.....	58
9. SPECIAL DAY: Father's Day.....	59
10. Decoration: Spring.....	60
11. SPECIAL DAY: Book Day.....	61
12. Decoration: Easter.....	62
13. SPECIAL DAY: Mother's Day.....	63



DEMO SEGUNDO – ENGLISH

MATERIALS' GLOSSARY..... 64

MORE PROJECTS FOR CRAZY CRAFTERS..... 70

# INFORMATION FOR TEACHERS:

Throughout the booklet, you will find activities according to the contents, dedicated to celebrations and special days, an appendix with extra activities ...

To optimize the use of the booklet, at the beginning of each term or at the beginning of the course, have a look at the proposed activities, because some of them need a very specific material which must be prepared in advance, recycled or purchased material.



At the end of the booklet, you will find an envelope to keep unfinished work.



You can access to the teachers' syllabus by reading the following QR CODE:



## BOOK KEYS:



Information for teachers



ICT session



Term project





**FIRST**

**TERM**

DEMO SEGUNDO - ENGLISH

1. Special day: Autumn 1.

Make your hand-acorn.



Trace your hand on a cardboard and cut it out. Cut out the acorn cupule picture and make holes on the points using a hole punch or punch it.

Insert a string by the holes. Glue the two parts to finish the acorn. See **APPENDIX 1**: Autumn decoration (extra activity).



## 4. Primary and secondary colours.

Create a coloured salt jar.



DEMO SEGUNDO – ENGLISH



Colour salt with primary colours chalks (yellow, blue and red) and secondary (orange, green and purple).  
On a white sheet of paper, add salt and colour it with coloured chalks. Introduce each colour one by one.

## 5. Drawing lines.



Trace lines with coloured markers.

9



Trace straight and curved lines with coloured markers to complete the picture.

# SECOND TERM

DEMO SEGUNDO - ENGLISH







# 17. Comic 1.

25


Glue the speech bubbles in the comic.



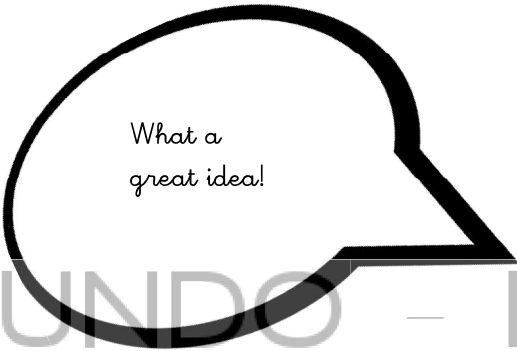
Cut the speech bubbles on the next page and match them to each panel. Glue them and colour.




Mooo. What a  
bunch of grass!



Ooops! What's  
going on!?  
I can't eat!



What a  
great idea!



What can  
we do? We  
must find  
a solution.



Working  
together we are  
eating all the  
grass...

DEMO SEGUNDO - ENGLISH

## 19. Arts and crafts through ict.



In the following link you can create your own comic, add speech bubbles, panels, animals, people, backgrounds...

<http://writecomics.com/>





## 22. Festivity: Easter 1.

Decorate Easter rabbits with spoons.



Make Easter rabbits with plastic spoons, coloured papers, markers and other materials. See patterns on the next page.

See **APPENDIX 12**: Easter decoration (extra activity).



**THIRD**

**TERM**


DEMO SEGUNDO - ENGLISH



## 28. Professions.

We are going to be... astronauts.

42



*Colour the rockets and glue them together by the edge (except the base). Insert a straw and blow it to fly.*



## 29. Using the ruler (2 Dimensions).


Draw the rain using a ruler.



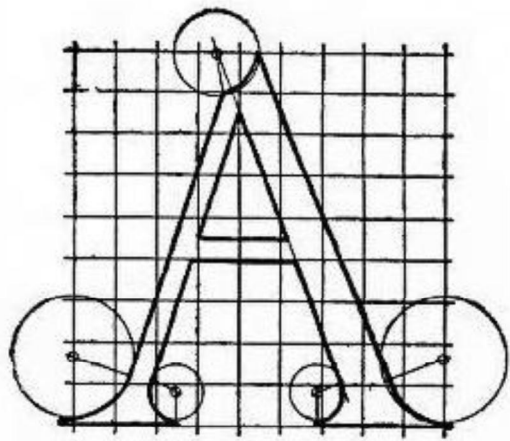
Complete the picture tracing lines with a blue marker, a blue pen or pencil as in the photo.

### 33. Special day: Summer 1.

Create a Summer picture.



Cut out the pieces on this page and glue them on a cardboard to make a crab.



APPENDIX:

## DEMO SEGUNDO – ENGLISH

*(The appendix is out of timing, it has extra activities for spare time, which can be done in class or at home).*



## 2. Extra activity: Doodle art.

Colour the following picture.



## 4. Special day: Thanksgiving Day.

*Make a turkey with feathers.*



DEMO SEGUNDO – ENGLISH



*Trace your hand on a brown cardboard. Glue feathers behind the fingers and decorate the thumb as a turkey face.*

## 8. Special day: St Patrick's Day.

Make a rainbow for St Patrick's Day.

58



DEMO SEGUNDO – ENGLISH



*Cut strips of coloured paper with the colours of the rainbow. Draw and cut a white cloud and a black cauldron. Glue the pieces as you can see in the photo.*