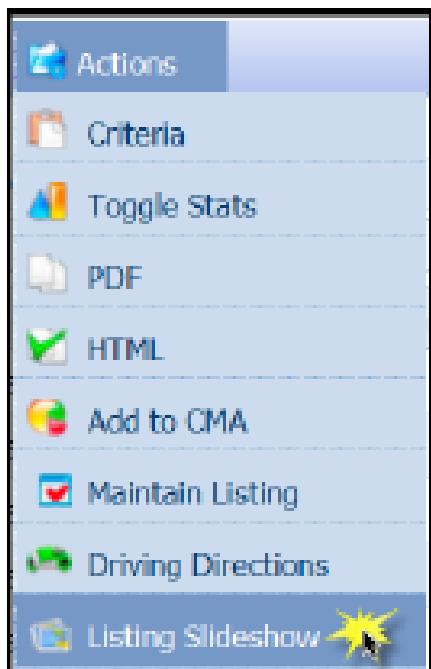
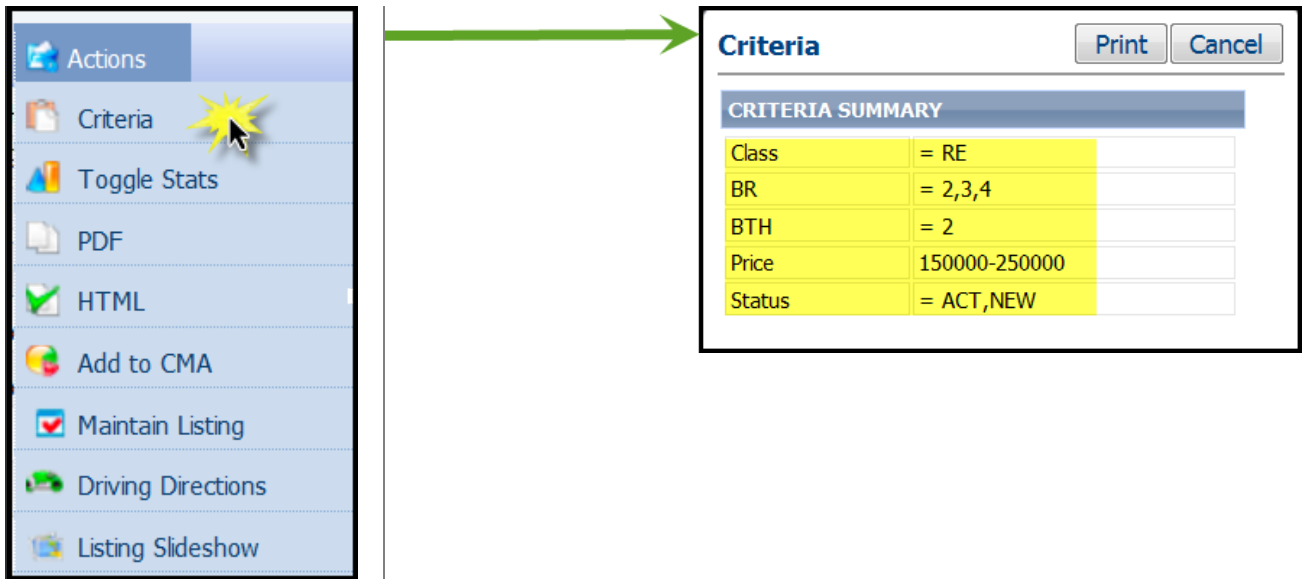


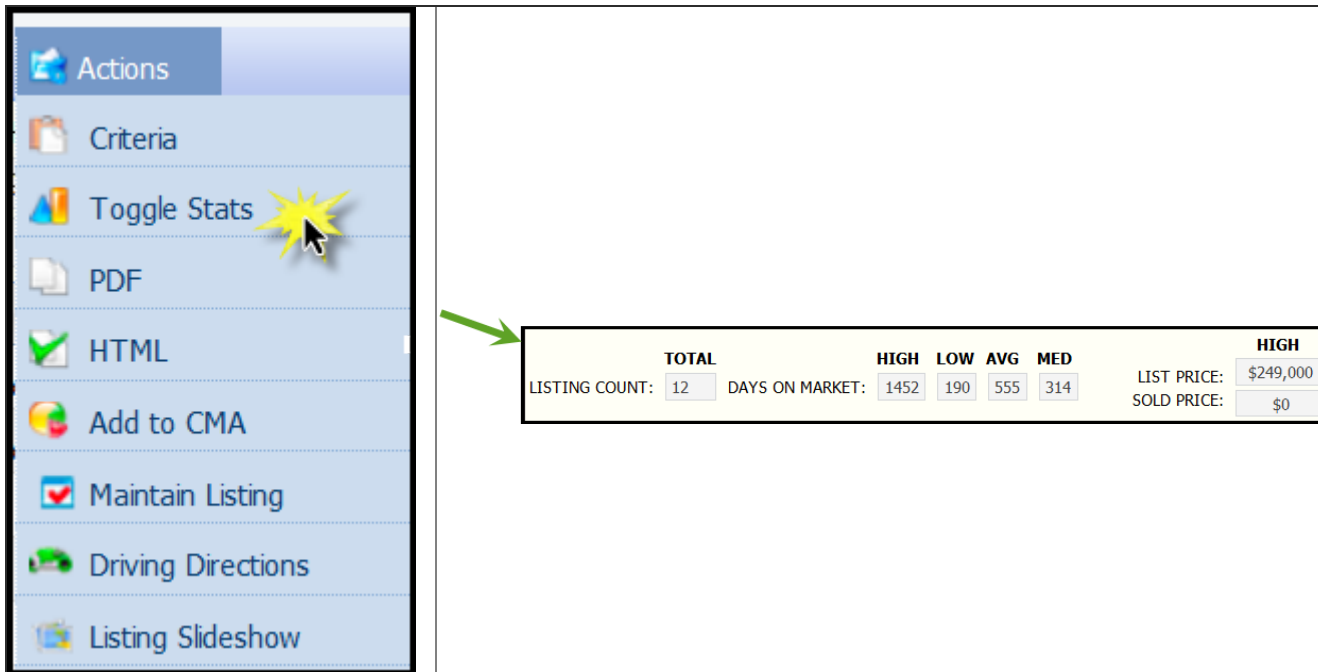
CREATE A LISTING SLIDESHOW

Once you have selected the listings from the search result grid, click on Listing Slideshow to create a slideshow you can, save, take and play anywhere!






Click on *Toggle Stats* to hide or show the stats at the top of the grid result page.



The grid results are in HTML format. Click on *PDF* to convert the grid results to a printable, downloadable PDF format.



Create Listing Slideshow (5 Selected Listings) Create Slideshow Cancel

SLIDESHOW DESCRIPTION

Name your slideshow

Include Description on Listing Slideshow

LISTING PHOTOS TO DISPLAY

Primary Photo Per Listing All Photos Per Listing **Choose to display only the primary or all listing photos.**

LISTING INFO HEADER

MLS # and Address Photo Label and Description **Choose the Listing Info Header option**

LISTING INFO FIELD CUSTOMIZATION

LISTING SLIDESHOW DISPLAY OPTIONS

5 Image Transition Speed (Seconds) **Choose the speed and tools for the slideshow**

Show Thumbnails (at top of slideshow)

Include Navigation Controls (Pause|Play|Previous|Next).

AGENT/OFFICE INFO OPTIONS

Include Agent Image and Info Include Office Image and Info Do Not Include **Choose the Agent Info Options**

Click on Customize. The customize modal will open.

Customize Listing Slideshow Fields Apply Cancel

Class: RESIDENTIAL Group: Listing

Contains *** Note: Including remarks fields may produce undesirable results**

Available				Selected						
	Name	Code	#	Sort	Name	Code	#	Short Lbl	Short Val	
<input type="checkbox"/>	# Carport	#CAR	2	<input type="checkbox"/>	0	MLS #	MLS #	7	<input type="checkbox"/>	<input type="checkbox"/>
<input checked="" type="checkbox"/>	# Half Baths	1/2 BTH	2	<input type="checkbox"/>	0	Address	ADD	14	<input type="checkbox"/>	<input type="checkbox"/>
<input checked="" type="checkbox"/>	Acreage	ACR	5	<input type="checkbox"/>	0	City	CTY	16	<input type="checkbox"/>	<input type="checkbox"/>
<input type="checkbox"/>	Address 2	ADD2	1	<input type="checkbox"/>	0	State	ST	17	<input type="checkbox"/>	<input type="checkbox"/>
<input type="checkbox"/>	Agent Email	Agt Email	3	<input type="checkbox"/>	0	Zip	Zip	18	<input type="checkbox"/>	<input type="checkbox"/>
<input type="checkbox"/>	Agent Email2	Agt Email2	3	<input type="checkbox"/>	0	Area	AR	12	<input type="checkbox"/>	<input type="checkbox"/>
<input type="checkbox"/>	Agent Hit Count	Agt Count	1	<input type="checkbox"/>	0	Type	TY	11	<input type="checkbox"/>	<input type="checkbox"/>
<input checked="" type="checkbox"/>	Asking Price	ASK \$	1	<input type="checkbox"/>	0	Price	Price	0	<input type="checkbox"/>	<input type="checkbox"/>
<input type="checkbox"/>	Assessment \$	ASSESS \$	6							
<input type="checkbox"/>	Assoc Fee - Mo,Qty,Annu	Assoc-MQA	6							
<input type="checkbox"/>	Assoc Fee \$	ASC \$	6							

Select the fields of listing data you would like included and then click apply.

Click Apply. The Following message will appear.

Listing Slideshow Details

This Paragon Listing Slideshow will be available to you for a period of 30 days.

Once expired, you will receive an email notifying you that your Paragon Listing Slideshow has been removed from the system.


The recommended screen resolution for viewing the Paragon Listing Slideshow is 1024 x 768.

Click OK to close this dialog. Your Paragon Listing Slideshow will then be loaded into a new window.



You will also receive this email message. You can save this message and/or copy the link and paste it into a Word doc and play the slideshow wherever you are and on any device!

Mon 8/24/2015 3:22 PM
Email@ParagonMessaging.com
Paragon Listing Slideshow - jones

To:  McCluskey, Denise

Below is the link to your recently generated Paragon Listing Slideshow.
Paragon Listing Slideshow Description: jones
The recommended screen resolution for viewing the Paragon Listing Slideshow is 1024 x 768.

This Paragon Listing Slideshow will remain available for a period of 30 days from today.
Once expired, you will receive an email notifying you that your Paragon Listing Slideshow has been removed from the system.
[Click here to launch your Paragon Listing Slideshow](#)

If the above link 'Click here to launch your Paragon Listing Slideshow' does not function, copy and paste the following link into your browser address bar:
<http://p100.paragonrels.com/ParagonPublic/ListingSlideshow/Slideshow/NNRMLSDEMO/a8173023-8290-4289-9b3e-52c63addb15a>

Have fun thinking of new and inventive ways to use Paragon's Listing Slideshow!