

Automations for swing leaves with underground motor

S800H ENC

24V Underground hydraulic operator



Max width single leaf

2 - 4 m (with electric lock)

Max weight

800 Kg

Use frequency

Continuous use

- Underground operator with hydraulic technology 24V.
- Absolute magnetic encoder (for ENC models) with integrated BUS 2easy (non polarized two wires connection).
- Integrated Positive Stops, possibility to avoid mechanical stops installation. **FAAC Patent.**



SAFEzone system:
S800H ENC + E024S
or E124



GREENtech system:
S800H ENC + E124



DIMENSIONS AND TECHNICAL SPECIFICATIONS

Model	S800H ENC CBAC 100°	S800H ENC SBW 100°	S800H ENC CBAC 180°	S800H ENC SBW 180°
Power supply voltage	220-240V~ 50/60 Hz			
Motor	With brushes 24V $\overline{\text{---}}$			
Max. power	60 W			
Max. angular speed	5.5°/s (with E024S) - 8.2°/s (with E124)			
Max. leaf weight	800 Kg			
Operating ambient temperature	-20°C ÷ +55°C			
Protection class	IP67			
Weight	14 Kg			15 Kg
Use frequency	Continuous use			
Max. leaf width	2 m	4 m	2 m	4 m
Type of oil	FAAC HP OIL			
Dimensions (LxDxH)	Operator 380 x 220 x 160 - foundation box 507 x 283 x 200 mm		operator 450 x 220 x 160 - foundation box 507 x 283 x 200 mm	
Electronic equipment	Not included			

FAMILY MODELS

Model	Item code
S800H ENC CBAC 100°	108720
S800H ENC CBAC 180°	108722
S800H ENC SBW 100°	108724
S800H ENC SBW 180°	108725

PACKS

S800H ENC includes: a hydraulic operator with hydraulic lock in opening/closing ((CBAC)), without lock (SBW), an absolute magnetic encoder, a release and adjusting key.

The foundation box includes: a foundation box in cataphoresis treated aluminium with anti-rotation pin, a cover in polished stainless steel.

Typical Installation Examples page. 325

ELECTRONIC CONTROL UNITS



E124 Electronic control unit with enclosure
Info at page 147

790284

ACCESSORIES



Emergency battery support kit ♦
(specific for E124)

390926



Foundation box

490112



Stainless steel foundation box

490113

>>



Release lock with customised key for cod. 390035

71209101-10



Hydraulic release device (to be used with the code 390972) for operators CBAC or SBW
390035

390972



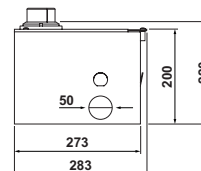
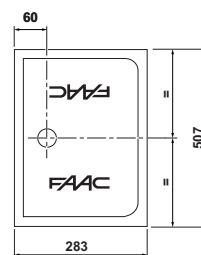
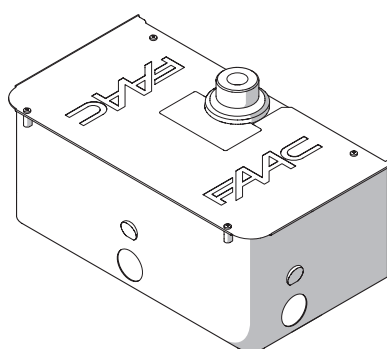
Splined joint group kit for CBAC or SBW operators

490187

S800 welded shoe kit (welding according to UNI EN ISO 15614-1)

490187

INSTALLATION DIMENSIONS (MM)



NOTE

- ♦ The 2 Pb standard batteries are not supplied by FAAC and must have a voltage/current of 12 V/4Ah. Dimensions: 90X70X108 mm

For any other configuration please refer to the technical manual

OTHER ACCESSORIES

Key operated buttons
page 174

Safety devices
page 186

Transmitters and receivers
page 166

Photocells and columns
page 183

Flashing lights
page 194

Various accessories
page 195