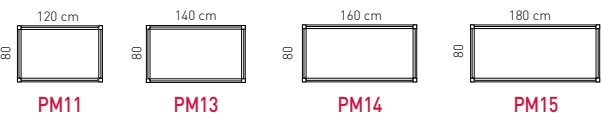


PRISMA

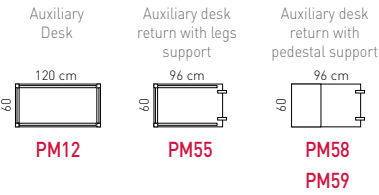
— By Sylvain Carlet & —
Isern Serra



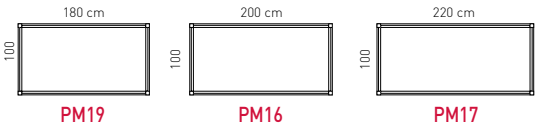
STRAIGHT DESKS - 80cm WIDTH



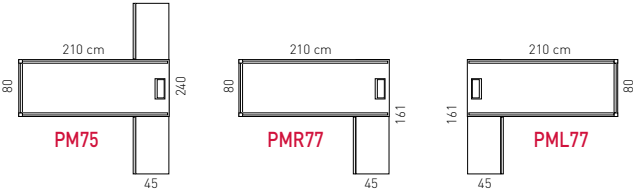
AUXILIARY DESKS AND RETURNS



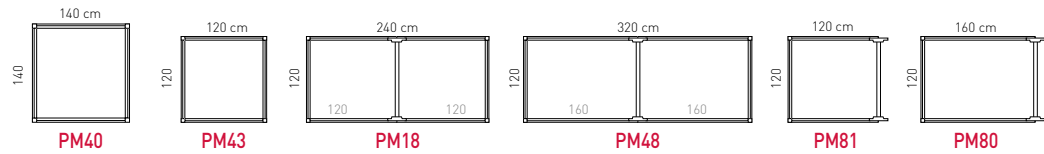
STRAIGHT DESKS - 100cm WIDTH



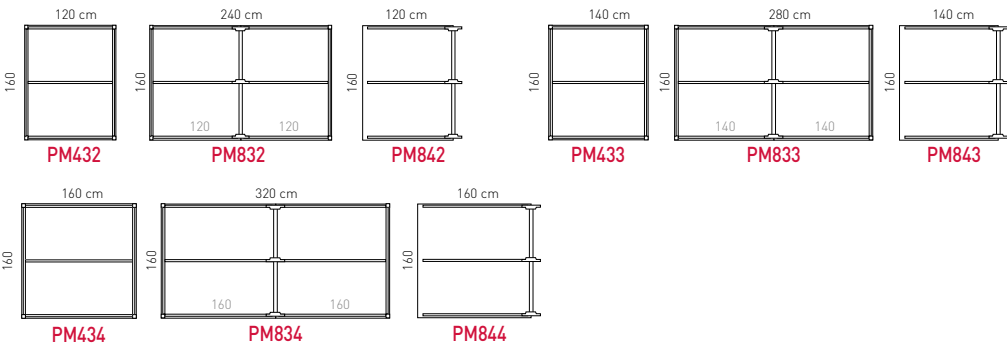
DESKS WITH CREDENZA SUPPORT




STRAIGHT DESKS - 120/140cm WIDTH



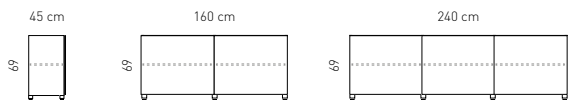
DOUBLE DESKS AND MIDDLE EXTENSIONS - 160cm WIDTH



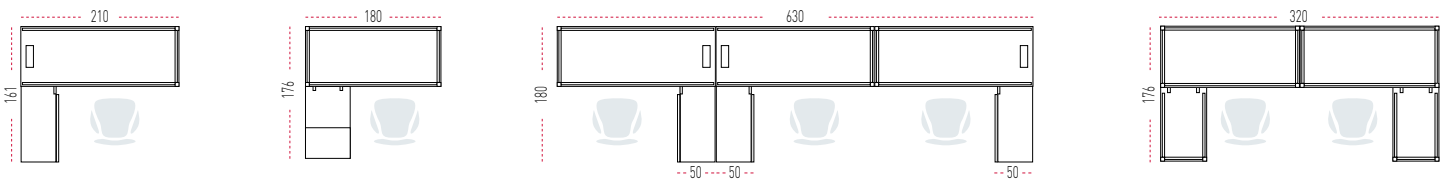
MEETING DESKS - 100 cm HEIGHT



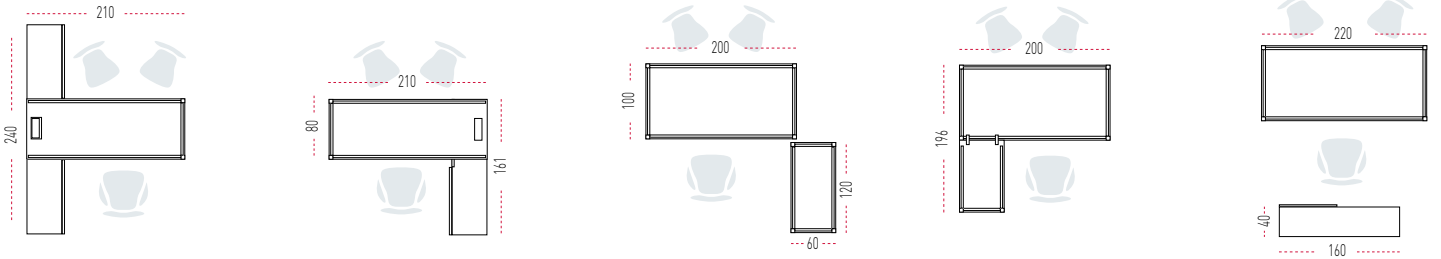
PRISMA STORAGES



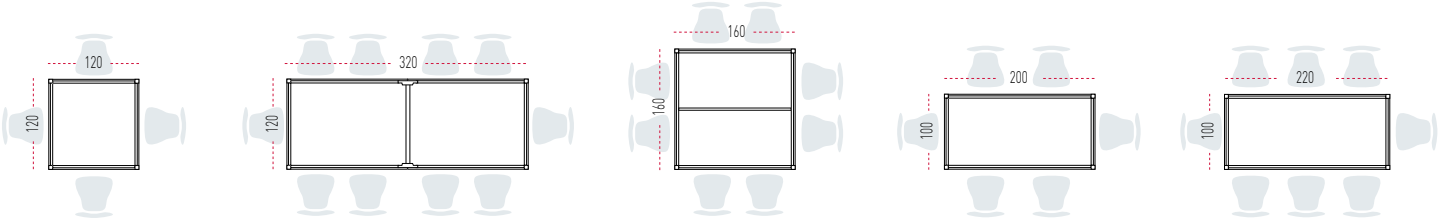
Use with individual operative desks



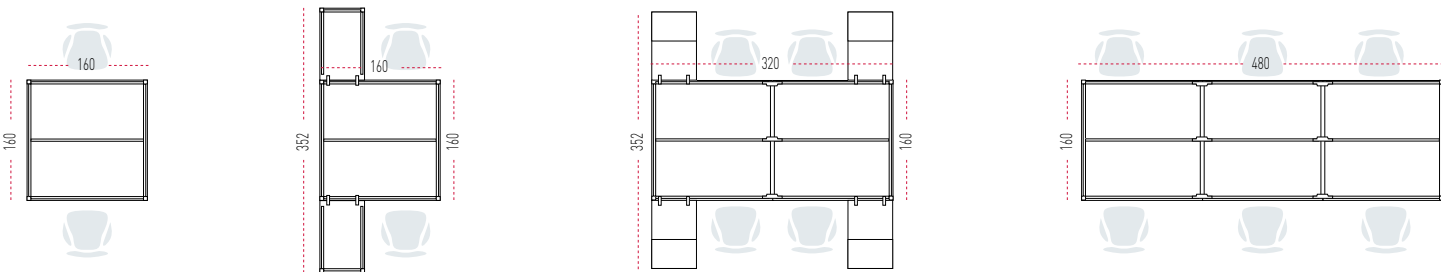
Use with management desks



Use with meeting desks



Use with twin, four workstations and middle extension desks





- ① Table surface made out of Melamine with a 50mm plastic egde.
- ② 50x50cm metal legs with an easy-joining system. Metal internal structure made out of 30x30mm steel piping.
- ③ Leveler has an anti-skid pad made of ABS.
- ④ Height adjustable cable channel in twin desks. Holded it underneath worktop.
- ⑤ Upholstered desk-mounted screens with sound-proofing materials fixed to the table work-top. Available in "T", "M" and "F" fabric ranges.
- ⑥ Recessed leg, covered by metal cable riser.
- ⑦ "T"-type Push Latch cable access.

COMBINATION OF FINISHES



Surface: WHITE
Leg: WHITE
Fixed cap: WHITE
Leveller: BLACK



Surface: WHITE
Leg: BLACK
Fixed cap: BLACK
Leveller: BLACK



Surface: WHITE
Leg: LIME OAK
Fixed cap: LIME OAK
Leveller: BLACK



Surface: LIME OAK
Leg: LIME OAK
Fixed cap: LIME OAK
Leveller: BLACK



Surface: CHESNUT
Leg: CHESNUT
Fixed cap: BLACK
Leveller: BLACK



Surface: DARK OAK
Leg: DARK OAK
Fixed cap: BLACK
Leveller: BLACK



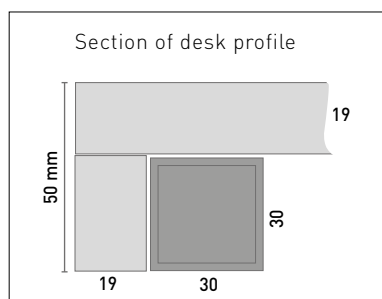

Surface: DARK OAK
Leg: CHROME
Fixed cap: BLACK
Leveller: BLACK

TOP

Table tops manufactured from 19 mm chipboard and the lower structure from steel. Desk thickness 50 mm manufactured with a 19 mm perimeter mould with a rounded edge 2 mm thick, highly durable and recyclable.

Structure of leg **section 50 x 50 mm** manufactured from a hot rolled steel profile and 1,5 mm thick edging, finished with epoxy paint in **white, black, aluminized RAL 9006, imitation wood and chrome**.

Structure of surface from section 30 x 30 mm manufactured from a hot rolled steel profile and 2 mm thick edging, finished in **black and white**.

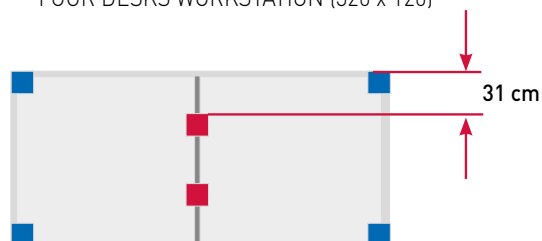


RECESSED LEGS

Straight desks width of 160 and 120 cm with progression and recessed central legs placed at the edge of the desk to carry out operative configurations, including four or more work positions or meeting tables, facilitating mobility. Recessed legs 40 cm on desks of 160 cm and 21 cm on desks of 120 cm

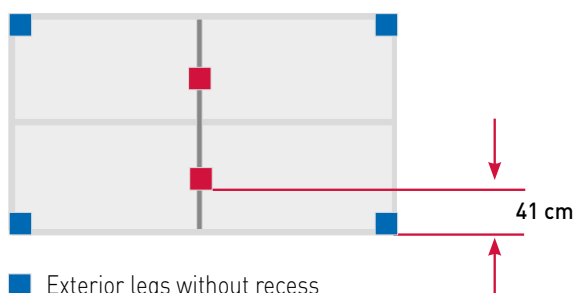


FOUR DESKS WORKSTATION (320 x 120)



- Exterior legs without recess
- Intermediate legs with recess

FOUR DESKS WORKSTATION (320 x 160)



- Exterior legs without recess
- Intermediate legs with recess

SUPPORTS

The legs provide with:

- A leveller injected with ABS and with anti slip soles.

Levellers
Total height: 74 cm.



Lime Oak Structure



White Structure



Black Structure



Chesnut Structure



Dark Oak Structure



Chromed Structure

■ DESK RETURNS



- MFC credenza unit available in different finishes.
- Soft closing system sliding doors with an extruded aluminium profile.
- Unit available in two sizes: 160 cm and 240cm length, 45 cm width and 69 cm height.
- Height adjustable shelf.
- Integrated cable management.
- Metal legs with injected ABS plastic and an anti-skid pad.

■ DESK RETURNS



Prisma has its own return system to create more functional spaces. The returns are fixed to the desk to give strength and provide an operative solution.

Return supported on a desk-height pedestal. It is available in two options: two drawers and one file drawer or 4 drawers. It includes lock.

■ STRUCTURAL DIVIDERS

Prisma has its own screen System which is fixed to the desk worktop, providing great stability and an aesthetic appearance. Totally upholstered, with an aluminium profile or 3rd level tool rail, sound proof, glass, polystyrene or methacrylate, the new screens offer a number of possibilities.



■ ELECTRIFICATION CHANNELS

An integrated electrification system that allows effective management of wiring and facilitates the installation. It has a large metal tray, underneath the worktop, accessible throughout an aluminium flip up access.



Steel metal channel 0,8 mm to 1 mm thick, lower than the large capacity for double desks. Two models:

- Fixed height
- Height adjustment (three positions)



Steel metal channel 0,7 mm to 1 mm thick for individual desk.



Flip-up cable access "M"



Flip-up cable access "T"

■ OPTIONAL ACCESSORIES

Prisma accessories are fixed underneath the worktop. Prisma comes with modesty panels, CPU holders, screens...



CPU holder of 25-30 x 49 cm and 1,5 mm thick



Modesty panel



MATERIALS

Maximum use of materials to eliminate and minimize scraps. Use of recyclable and recycled materials in those components that do not affect the functionality and durability.

HIGH%
RECYCLED
MATERIALS



PRODUCTION

Maximum optimization of energy use. Minimal environmental impact. Last generation technological systems. Zero discharge of wastewater. No VOC coatings. Processes free of heavy metals, phosphates, OC and COD.

100%
RECYCLABLE
ALUMINIUM, STEEL
& WOOD



TRANSPORT

Detachable systems. Volumes that facilitate the optimization of space. Maximum reduction of energy consumption by transport.

100%
RECYCLABLE
PACKAGE AND THINNER
FREE



USE

Quality and warranty. Long lasting. Replacements available.

EASY
TO CLEAN
AND MAINTAIN



DISPOSAL

Waste reduction. Supplier-manufacturer packaging reuse system. Components are easy to be separated. Inks in packaging are water-based, without solvents.

HIGH%
RECYCLABLE
MATERIALS

CERTIFICATES AND REFERENCES

The different programmes get points in different environmental categories to get the LEED certificate (sustainability, material and resources, water, energy and atmosphere, inner environment quality, innovation and design).



The mark of
responsible forestry



PEFC Certificate



EN ISO 14006:2011
ECODESIGN Certificate



UNE-EN ISO 9001:2008
ISO 9001 Certificate



UNE-EN ISO 14001:2004
ISO 14001 Certificate



E1 Certificate
by EN 13986



ACTIU TECHNOLOGY PARK
LEED® PLATINUM certified by USGBC
Leadership in Energy & Environmental Design
LEED® Gold certified 2011 • LEED® Platinum certified 2017

STANDARDS

PRISMA has passed tests done in our technical department as well as the tests done in **AIDIMA** the Technological Institute for furniture. The tests correspond to UNE standards and office desks:

- **UNE: EN 527-1:2011.** Office Furniture. Desks. **Part 1:** Dimensions.
- **UNE: EN 527-2:2003.** Office Furniture. Desks. **Part 2:** Mechanical security requirements.
- **UNE: EN 527-3:2003.** Office Furniture. Desks. **Part 3:** Test to determine stability and structure resistance.
- **UNE: EN 15372:08.** Office Furniture. Strength, durability and safety. Requirements for domestic use desks. Office Furniture. Desks. **Part 2:** Strength, durability and safety.
- **UNE: EN 1730:13.** Furniture. Tables. Test methods for the determination of stability, strength and durability.
- **UNE: EN14073-2:05.** Office furniture. Tables and desks and storage furniture. Safety requirements.
- **UNE: EN 14073-3:05.** Office furniture. Tables and desks and storage furniture. Test methods for the determination of stability and strength of the structure.
- **UNE: EN 14074:05.** Office furniture. Tables and desks and storage furniture. Test methods for the determination of strength and durability of moving parts.