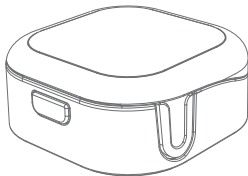


UV-C LED Toothbrush Sterilizer

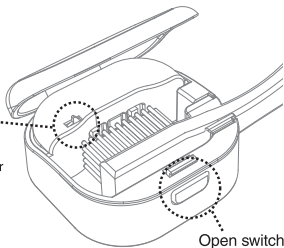
Model: UV-1001F

MANUAL



How to use

Activation switch: Do not depress switch for safety reasons of UV exposure. It's for the cover activation only.



Open switch

1. Open the cover.
2. Insert DRY toothbrush head into case facing the UV-C component.
3. Close the cover and the UV-C LED will turn on and sterilize for 3 minutes and turn off automatically after completion.

Caution & Warning

1. Do not look directly into the UV light.
2. Avoid immersing the UV Sterilizer in water and severe impact.
3. Drain toothbrush before sterilizing.
4. Keep product clean.
5. Don't use a charger adapter over 5V 1A (can overcharge the battery).
6. Careful with metal parts during installation to avoid injury.
7. Do not disassemble the product.

* If you open the cover during operation of device, the operation ends. Do not operate device when activated.

* When fully charged, if used twice a day, the standard use is one month.

Caution

The product ships with 30% charge in order to be ready for use, but we recommend using it after full charge.

Troubleshooting

• **If product does not turn on**

1. Check status of charge.
2. Check if activation switch is working.
3. Open and close the cover.

• **If LED charge light does not work**

Disconnect and reconnect the charging cable.

• **Cover won't shut or makes noise when opens and closes**

Check toothbrush rubber clip is properly attached.

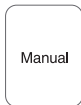
Components



Toothbrush Sterilizer



USB charging cable

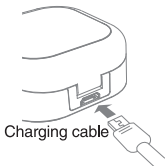


Manual



2 round metal plates
for mounting with adhesive tape.

How to charge the battery



Charging
UV-C LED



1. Connect charging cable (When connected, it will charge immediately).
2. Red light will blink when charge is needed.
Green will indicate fully charged. It takes 2 hours for full charge.

※ Low-power warning

1. When in low-power, red light will blink.
2. When charging unit, low-power light will turn off.

Features

1. Compact size
2. Sterilization Method:
Powered by LG Innotek UV LED Technology.
3. When unit is fully charged, and used twice a day, the battery will last one month.
4. Magnetic backing with silicone grip.
5. Time of sterilization: In 3 minutes, product sterilizes 99.9% of bacteria on toothbrush.
6. Eco-friendly component, no mercury lamps used.

Referring to JIS Z 2801, the device operated at a distance of 3mm, exposing the surface coated with bacteria to UV light for 3 minutes.

Specification

Battery: lithium-polymer 3.7V 120mAh

Power consumption: 0.18W

Charging time: 2 hours

Materials: ABS, PC, Aluminio, Imán

Tamaño: 45mm x 45mm x 20mm

Peso: 22g

Limited Warranty

This toothbrush sterilizer has a one year, free replacement warranty. If this toothbrush sterilizer does not function under one year of use (based on 3 min/twice a day, 7 days a week of normal consumer use) from date of purchase, return the product with proof of purchase, register receipt and your name and address to:

UVNIA, A Division of IRTronix, Inc.
20900 Normandie Avenue Bldg. B, Torrance, CA 90502

This limited warranty will not apply for the following failures:

- (1) Failures for conditions, circumstances, or by improper handling or operations not notated in the instruction manual.
- (2) Failures in the operation other than is directed in the manual or by the users' handling such as excessive impact, drop, shock, etc.
- (3) If you do not follow the storage conditions that are described in the manual.
- (4) If modified, or repaired by anyone other than us.
- (5) If the cause is due to natural disasters such as fire, earthquake, flood, lightning, etc. or due to accidents not within our responsibility.
- (6) In case of repair or replacement, please bring in or return the product to our factory. The customer will carry shipping costs.

We will send you a replacement(s) or a UVNIA option refund at the original purchase price. For warranty or other questions please call 1-888-743-5766 or visit www.uvnia.com **REPLACEMENT OR REFUND IS UVNIA'S SOLE WARRANTY OBLIGATION. INCIDENTAL AND CONSEQUENTIAL DAMAGES ARE EXCLUDED.**

Some states do not allow the exclusion or limitation of incidental or consequential damages, so the above limitation or exclusion may not apply to you. This warranty gives you specific legal rights and you may also have other rights which vary from state to state.