



# Santos Dumont

ENGLISH ASSESSMENT



Versão 12C

2.0

*Para pilotos de avião*



**ANAC** AGÊNCIA NACIONAL  
DE AVIAÇÃO CIVIL

## Identification

---

Welcome to the *Santos Dumont English Assessment*. Today is the \_\_\_\_ (Day as ordinal number e.g.: 4th) of \_\_\_\_ (Month), \_\_\_\_ (Year). I am *(name)*. *(SME: "And I am (name). Nice to meet you.")*.

- 1) Please tell me your full name.
  - 2) Please sign here the same way you signed your ID. *(Ask candidate to sign the "Ficha de Solicitação de Serviço")*
  - 3) May I see your pilot's license and your ID? **State ANAC'S CODE** *(Thank you)*
  - 4) Do you have any electronic devices with you?
  - 5) *(Look at the camera, please.) (Thank you)*
- 

## Part 1 – Aviation Topics


Ok, shall we start? Part One: "Aviation Topics". In this part, you will answer some questions related to aviation.

- 1) In your opinion, what makes a briefing effective?  
*(If necessary: Please tell me what you do inside the aircraft before a flight.)*
- 2) What was the most difficult situation you have had in a flight?  
*(If necessary: Do you think you acted in the best way you could?)*
- 3) Could you describe the airport you operate at the most?  
*(If necessary: Tell me about your experience at that airport.)*

<p><b>Follow-up questions, if necessary:</b> Why? / Why not? / How? / When? / Where? / What? Can you say that again, please? Can you give an example/some examples?</p>	<p>Can you tell more about that? Can you explain it better? Have you ever been in/through this situation? Has it ever happened to you?</p>
---	--

**Thank you.** This is the end of part one. Let's move on to the second part of the test.

Please put the headset on. Let's check the volume.

 <b>TRACK 1</b>	<p><i>“Santos Dumont English Assessment: this is a sound check. Please confirm to the examiner if the volume is okay and you can hear the recording loud and clear.”</i></p>
---	--

## Part 2 – Interacting as a Pilot

Part Two: “Interacting as a Pilot”. In this part, you will interact with the Air Traffic Control in five different situations. You may ask the controller to say again once. After listening to the controller, you should interact as the pilot. All information is important. You may take notes if you wish.


You are the pilot of a twin-engined aircraft. **Your call sign is ANAC 123.**

*Wait 3 seconds for test taker to take notes if desired.*

**Are the instructions clear?** OK, so let's start. Situation number one:


**Situation 1)** You are going to land at Toronto Airport. Listen to Toronto Arrival Control and read back.

*Wait for 3 seconds for test taker to take notes if necessary.*

 <b>TRACK 2</b>	<p>ANAC 123, Toronto Arrival Control. [Expect visual approach], [runway zero five]. [Descend to eight thousand feet]. <b>[3]</b></p>
	<p><b>Minimum interaction:</b> <i>“Toronto Arrival, expect visual approach, runway 05, descend to 8,000 feet, ANAC 123”</i></p>

<p><b><i>If the candidate did not interact with ATC as the pilot:</i></b></p> <p><i>You are supposed to interact as if you were the pilot.</i></p>	<p><b><i>If the candidate asks for a second repetition:</i></b></p> <p><i>You can only ask for one repetition.</i></p>
--	--

Now, the ATIS informs there is work in progress on several taxiways. Call Toronto Arrival to request to land on runway one five left, which is the closest to your company's gates.

<b>Minimum interaction:</b> <i>"Toronto Arrival, request landing on runway 15L, ANAC 123."</i>	
	ANAC 123, [stop your descent at niner thousand feet] and [reduce to minimum clean speed]. [Are you requesting to land on runway one five left]? Confirm. [3]
<b>TRACK 3</b>	<b>Minimum interaction:</b> <i>"AFFIRM, request landing on runway 15L. Stop descent at niner thousand feet and reduce to minimum clean speed, ANAC 123."</i>


What did the controller say? **Wait for interaction.**

**Thank you.** This is the end of situation number 1. Now, situation number 2.

---


**Situation 2)** You have just taken off from Manaus Airport. Listen to Manaus Tower and read back.

**Wait for 3 seconds for test taker to take notes if desired.**

	<p>ANAC 123, airborne at two six. [Maintain runway heading] [until passing three thousand feet]. Contact Manaus Departure on frequency [one one niner decimal two five]. <b>[3]</b></p>
<b>TRACK 4</b>	<p><b>Minimum interaction:</b> <i>“Manaus Tower, maintain runway heading until passing 3,000 feet. Contact Manaus Departure on 119.25, ANAC 123.”</i></p>

<p><b>If the candidate did not interact with ATC as the pilot:</b></p> <p>You are supposed to interact as if you were the pilot.</p>	<p><b>If the candidate asks for a second repetition:</b></p> <p>You can only ask for one repetition.</p>
--	--

Now, you have an air conditioning failure, and the passengers are complaining. Contact Manaus Approach Control to report your problem and request to return.


<p><b>Minimum interaction:</b> <i>“Manaus Approach, we have an air conditioning failure. Request return to Manaus, ANAC 123.”</i></p>	
	<p>ANAC 123, [descend (at your discretion) to flight level zero eight zero], [turn right] [heading zero six zero]. [No reported traffic]. [Confirm you have an air cabin depressurization]. <b>[5]</b></p>
<b>TRACK 5</b>	<p><b>Minimum interaction:</b> <i>“NEGATIVE, we have an air conditioning failure. Descending to FL080. Turn right heading 060, ANAC 123.”</i></p>

What did the controller say? **Wait for interaction.**

**Thank you.** This is the end of situation number 2. Now, situation number 3.


**Situation 3)** You are going to land at Manchester Airport. Listen to Manchester Control and read back.

**Wait for 3 seconds for test taker to take notes if desired.**

	<p>ANAC 123, Manchester Control, [descend to flight level two one zero], turn right [heading one six zero], [expect one zero minute hold] [at Whiskey Hotel India VOR]. <b>[4]</b></p>
<b>TRACK 6</b>	<p><b>Minimum interaction:</b> <i>“Manchester Control, descend to flight level 210, right turn heading 160, expecting 10-minute hold at WHI VOR, ANAC 123.”</i></p>

<p><b>If the candidate did not interact with ATC as the pilot:</b></p> <p>You are supposed to interact as if you were the pilot.</p>	<p><b>If the candidate asks for a second repetition:</b></p> <p>You can only ask for one repetition.</p>
--	--

Now, you notice that your left engine oil temperature has increased beyond limits so you decide to reduce power. Contact Manchester Control to report your problem and say your intentions.


<p><b>Minimum interaction:</b> <i>“Manchester Control, ANAC 123, we have high oil temperature in our left engine. We are reducing power (+ intentions).”</i></p>	
	<p>ANAC 123, [fly direct to Manchester VOR] and [expect direct approach to runway zero five left]. [I understand you lost] your left engine. Confirm? <b>[3]</b></p>
<b>TRACK 7</b>	<p><b>Minimum interaction:</b> <i>“NEGATIVE. We did not lose the engine, we reduced its power. Fly direct to Manchester VOR and expect direct approach to runway 05L, ANAC 123.”</i></p>

What did the controller say? **Wait for interaction**

**Thank you.** This is the end of situation number 3. Now, situation number 4.

**Situation 4)** You are going to land at Santiago Airport. Listen to Santiago Approach and read back.


**Wait 3 seconds for test taker to take notes if desired.**

	<p>ANAC 123, radar contact, turn right [heading one niner zero], [descend to four thousand feet], [report passing eight thousand feet], and [expect VOR approach to runway three five right]. <b>[4]</b></p>
<b>TRACK 8</b>	<p><b>Minimum interaction:</b> <i>“Santiago Approach, roger, turn right heading 190, descend to 4,000 feet, report passing 8,000ft, and expect VOR approach runway 35R, ANAC 123.”</i></p>

<p><b>If the candidate did not interact with ATC as the pilot:</b></p> <p>You are supposed to interact as if you were the pilot.</p>	<p><b>If the candidate asks for a second repetition:</b></p> <p>You can only ask for one repetition.</p>
--	--

Now, during approach, you see this ahead of you (**show the picture to the test taker**). Call Santiago Approach to report the situation and request deviation.




<p><b>Minimum interaction:</b> <i>“Santiago Approach, there is a hot air balloon ahead of us. Request deviation, ANAC 123.”</i></p>	
	<p>ANAC 123, [turn three zero degrees left]. [Confirm the hot air balloon is at your three o’clock position]. <b>[2]</b></p>
<b>TRACK 9</b>	<p><b>Minimum interaction:</b> <i>“NEGATIVE. The hot air balloon is ahead of us. Turn 30 degrees left, ANAC 123.”</i></p>

What did the controller say? **Wait for interaction**

**Thank you.** This is the end of situation number 4. Now, situation number 5.

**Situation 5)** You are at Malpensa Airport in Italy. Listen to Malpensa Ground and read back.


**Wait 3 seconds for the test taker to take notes if necessary.**

	<p>ANAC 123, [taxi to holding point runway three five left]. [Give way to Delta Airlines 747] coming from your left and [taxi via taxiway Victor, right on Whiskey, left on Golf Whiskey]. [Contact Tower to cross the runway]. <b>[4]</b></p>
<p><b>TRACK 10</b></p>	<p><b>Minimum interaction:</b> <i>“Malpensa Ground, taxi to holding point runway 35L, give way to Delta Airlines 747 and taxi via V, right on W, left on GW, and contact tower to cross runway, ANAC 123.”</i></p>

<p><b>If the candidate did not interact with ATC as the pilot:</b></p> <p>You are supposed to interact as if you were the pilot.</p>	<p><b>If the candidate asks for a second repetition:</b></p> <p>You can only ask for one repetition.</p>
--	--

Now, imagine that, as you are turning to the holding point, this situation happens to you (**show the picture to the candidate**). Call Malpensa Tower, report your problem and say your intentions.



<p><b>Minimum interaction:</b> <i>“Malpensa Tower, when turning to holding point, we left/departed the taxiway, so we need to be towed, ANAC 123.”</i></p>	
	<p>ANAC 123, [I understand you left the taxiway and got stuck]. Confirm the situation and [if you’ll need to disembark the passengers] before being towed back onto the taxiway. <b>[2]</b></p>
<p><b>TRACK 11</b></p>	<p><b>Minimum interaction:</b> <i>“AFFIRM. We are stuck. We will/will not need to disembark the passengers before being tugged/towed, ANAC 123.”</i></p>

What did the controller say? **Wait for interaction**

**Thank you.** This is the end of part two. Let’s move on to the third part of the test.


## Part 3 – Unexpected Situations

Part Three: “Unexpected Situations”. In this part of the test, you will listen to three different communications between pilots and air traffic controllers.

The recordings will be played twice. There is a five-second pause before the recording is repeated. After listening to the recording, you should tell me everything that the pilot and the controller said. I will then ask you a question.

At the end of Part three, I will ask you to compare the three situations, so please take notes. **All information is important. Do you have any questions?**

**Situation 1)** Listen to situation number one:


  <b>TRACK 12</b>	<p><b>Pilot:</b> Ezeiza Tower, Gol 7652, [we have rejected take-off] [due to an engine stall]. [We are stopped on the runway]. [Request taxi instructions]. <b>[4]</b></p>
	<p><b>ATC:</b> Gol 7652, roger. [Vacate runway via taxiway Hotel]. [Inform if you need any assistance]. <b>[2]</b></p>

*(If necessary: tell me everything you heard, please).* **Wait for interaction.**

**1)** In what circumstances would you reject a takeoff?

*(If necessary: What kind of failure after V1 would make you return to the airport, and what kind would you consider okay to continue to your destination?)*

**Situation 2)** Listen to situation number two:

  <b>TRACK 13</b>	<p><b>Pilot:</b> Billings Tower, Rocky 31 is [holding short of runway two eight right] [on Alpha], [ready for departure]. <b>[3]</b></p>
	<p><b>ATC:</b> Rocky 31, please [maintain position]. [We are having a runway incursion], [there’s a dog on runway] two eight right. [We’ll contact you when the problem’s solved]. <b>[4]</b></p>


*(If necessary: tell me everything you heard, please).*

**Wait for interaction.**

**2)** How can runway incursions be avoided?

*(If necessary: How can you correlate bad weather conditions with runway incursions?)*

**Situation 3)** Listen to situation number three:

	<p><b>ATC:</b> November 318 Uniform Sierra, [radar contact lost]. [Resume own navigation]. [Fly direct to (Dolphin) VORTAC]. [Confirm you are under visual meteorological conditions]. <b>[4]</b></p>
<p><b>TRACK 14</b></p>	<p><b>Pilot:</b> Miami Approach, [affirm]*. We are under visual meteorological conditions. Resuming own navigation. [Request traffic information] and [altimeter setting], November 318. <b>[3]</b></p>

*\*Candidate might say something like “the pilot said ‘affirm’” or “the pilot confirmed it” or even, “the pilot said he is under visual meteorological conditions”.*

*(If necessary: tell me everything you heard, please).*

**Wait for interaction.**

**3)** What are the consequences of radar contact loss in a terminal control area?

*(If necessary: What may cause a radar contact loss?)*

**Thank you!** You may remove the headset now.

**Make sure the microphone is close to the candidate.**

Now, after listening to these three situations:

**4)** How would you compare them, which one do you think is the most difficult to deal with and why? You may want to compare them in terms of severity, possible solutions or ways of prevention.

<p><b>Follow-up questions, if necessary:</b></p> <p>Why? / Why not? / How? / When? / Where? / What?</p> <p>Can you say that again, please?</p> <p>Can you give an example/some examples?</p> <p>Can you tell more about that?</p> <p>Can you explain it better?</p> <p>Have you ever been in/through this situation?</p> <p>Has it ever happened to you?</p>
--

Thank you! This is the end of part three. Let’s now move on to the last part of the test, part four.

**Collect all notes made by the test taker and eliminate them.**

## Part 4 – Picture Description and Discussion

Part 4: Picture Description and Discussion. In this part, you will tell me what you can see in this picture (**show the picture to the test taker**) and what you think is happening in it. After that, I will ask you some questions. (**Pause**) Look at the picture carefully. You may take a few moments to think before you start talking.

1	Please describe this picture to me. <i>If necessary: - What is happening in this picture?</i>
2	<b>Choose one:</b> What do you think happened before this picture was taken?; or What do you think the pilots were doing before this picture was taken? What do you think was happening before this picture was taken? Can you create a short story based on this picture? Use your imagination.
3	Now imagine that this picture has just been taken: What do you think will happen next?
	<b>Only for more proficient candidates / Choose one:</b> Has a situation like this ever happened to you or somebody you know? Please tell me about it. How do you think you would react if faced with a similar situation? Do you think you would handle a real emergency situation in the same way as in the simulator?

**Picture A:**



**Picture B:**



**Picture C:**



4) How do pilots get prepared for an emergency landing?

**Ask the following question if candidate asks for clarification:**

What do pilots need to do to get ready for an emergency landing?

5) Why are there flames coming out from under the airplane?

**Ask the following question if candidate asks for clarification:**

What caused the flames, in your opinion?

6) Now, I am going to read a statement to you and you will tell me to what extent you agree or disagree with it.

“Dumping fuel and asking the fire fighters to lay out foam on the runway before landing would reduce the risk of fire during a belly landing.”

**Ask the following question if candidate asks for clarification:**

How much do you agree or disagree with the following statement?

“If pilots need to do a belly landing, they can dump some fuel and ask the fire fighters to put foam on the runway to reduce the risk of fire.”

**Possible follow-up questions to be asked if necessary:**

Why? / Why not? / How? / When? / Where? / What?

Can you say that again, please?

Can you give an example/some examples?

Can you tell more about that?

Can you explain it better?

Have you ever been in/through this situation?

Has it ever happened to you?

---

**Ok, thank you!** So this is the end of the test. Thank you very much for coming.