

Plans to change how we support passenger transport services in Leicestershire



Questionnaire

To complete this online survey
you need to download it to your computer and open it in
Acrobat Reader.

You can get **Acrobat Reader** for
free from:

get.adobe.com/uk/reader/

Passenger Transport Policy



Leicestershire County Council is looking at its **policy** for supporting passenger transport.



Please read through the easy read version of the document that explains how we want to change the policy.



We want to know what you think about these plans.



Please tell us your views by answering the questions in this questionnaire.



We need to receive your views by Wednesday 13th June 2018.

Your role



Question 1. Are you... (Please tick just one option)

- ☐ A resident of Leicestershire
- ☐ A visitor to Leicestershire
- ☐ A member of Leicestershire County Council staff
- ☐ Answering for a bus company
- ☐ A worker or volunteer for a community transport scheme
- ☐ A councillor
- ☐ Answering for a public sector organisation
- ☐ Answering for a Community group or charity or community group
- ☐ Answering for a private business
- ☐ Other - please say what:



Question 2. If you are answering for an organisation, business or community group please tell us which one.



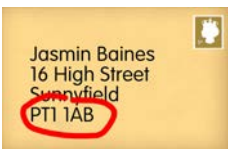
Your name:



Your job:



The Organisation's name:



The Organisation's postcode:

Question 3. Is this the official reply to our proposals?

☐

Yes

☐

No

Using passenger transport services

Question 4. How often do you...

A. Walk?



- ☐ Everyday
- ☐ Several times a week
- ☐ About once a week
- ☐ About once a fortnight
- ☐ About once a month
- ☐ Every few months
- ☐ About once a year
- ☐ Less often ☐ Never



B. Travel by bus?

- ☐ Everyday
- ☐ Several times a week
- ☐ About once a week
- ☐ About once a fortnight
- ☐ About once a month
- ☐ Every few months
- ☐ About once a year
- ☐ Less often ☐ Never



C. Use a Community Transport Scheme or car share?

- ☐ Everyday
- ☐ Several times a week
- ☐ About once a week
- ☐ About once a fortnight
- ☐ About once a month
- ☐ Every few months
- ☐ About once a year
- ☐ Less often
- ☐ Never



D. Use a car or van?

- ☐ Everyday
- ☐ Several times a week
- ☐ About once a week
- ☐ About once a fortnight
- ☐ About once a month
- ☐ Every few months
- ☐ About once a year
- ☐ Less often
- ☐ Never



E. Use a motorcycle or moped?

☐

Everyday

☐

Several times a week

☐

About once a week

☐

About once a fortnight

☐

About once a month

☐

Every few months

☐

About once a year

☐

Less often

☐

Never



F. Cycle?

☐

Everyday

☐

Several times a week

☐

About once a week

☐

About once a fortnight

☐

About once a month

☐

Every few months

☐

About once a year

☐

Less often

☐

Never



G. Use a Wheelchair or mobility scooter?

☐

Everyday

☐

Several times a week

☐

About once a week

☐

About once a fortnight

☐

About once a month

☐

Every few months

☐

About once a year

☐

Less often

☐

Never



H. Use another way of travelling? Please say what:

☐

Everyday

☐

Several times a week

☐

About once a week

☐

About once a fortnight

☐

About once a month

☐

Every few months

☐

About once a year

☐

Less often

☐

Never

Question 5. How happy or unhappy are you with...



A. The buses?



Very happy

☐

Happy

☐

Neither
happy nor
unhappy

☐

Unhappy

☐

Very
unhappy

☐

Don't
know

☐

B. Community Transport or car share schemes?



Very happy

☐

Happy

☐

Neither
happy nor
unhappy

☐

Unhappy

☐

Very
unhappy

☐

Don't
know

☐



Question 6. If you didn't have access to any passenger transport (buses, community transport or care share schemes) how easy would it be for you to make journey's to...

A. Work or training?



Very easy

☐

Fairly easy

☐

Not very easy

☐

Difficult

☐

Don't know

☐

B. School or college



Very easy

☐

Fairly easy

☐

Not very easy

☐

Difficult

☐

Don't know

☐

C. Shops for food



Very easy

☐

Fairly easy

☐

Not very easy

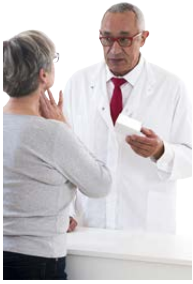
☐

Difficult

☐

Don't know

☐



D. The doctor or pharmacy



Very easy

☐

Fairly easy

☐

Not very easy

☐

Difficult

☐

Don't know

☐

E. Hospital appointments



Very easy

☐

Fairly easy

☐

Not very easy

☐

Difficult

☐

Don't know

☐

F. Leisure facilities, like sports centres or swimming pools



Very easy

☐

Fairly easy

☐

Not very easy

☐

Difficult

☐

Don't know

☐



G. Visit friends and family



Very easy

☐

Fairly easy

☐

Not very easy

☐

Difficult

☐

Don't know

☐

H. Other please say what:



Very easy

☐

Fairly easy

☐

Not very easy

☐

Difficult

☐

Don't know

☐



Question 7. Which of these bus services have you used in the last year. Please tick all that apply.

☐

NONE

☐

22B Leicester - **Birstall** Mondays to Fridays. Centrebus

☐

22B Leicester - **Birstall**: Saturdays. Centrebus

☐

X6 **Bottesford** - Grantham: Muston. Centrebus

☐

X6 **Bottesford** - Grantham: Morning school journey. Centrebus

☐

X6 **Bottesford** - Grantham: Afternoon school journey. Centrebus

☐

40 **Circleline**. Centrebus

☐

120 Leicester - **Coalville**. Roberts Travel Group

☐

155 **Coalville** - Castle Donington. Roberts Travel Group

☐

44 Foxton - **Harborough** Fleckney. Centrebus



- ☐ 33 Market **Harborough** Town Services. Centrebus
- ☐ 3 & 66 **Hinckley** Town + Dadlington Diversion. Arriva
- ☐ 8 Lutterworth - **Hinckley**. Arriva
- ☐ 7 & 66 **Hinckley** Town. Arriva
- ☐ X84 Leicester - **Rugby on** Saturdays. Arriva
- ☐ X55 **Hinckley** - Leicester (Fosse Park). Arriva
- ☐ 3 & 13 **Loughborough** Town Services. Paul S. Winson
- ☐ 154 Leicester - **Quorn**, Weekdays. Centrebus
- ☐ 154 Leicester - **Loughborough on** Saturdays. Centrebus
- ☐ 27 **Loughborough** - Thurmaston. Roberts Travel Group
- ☐ 129 Ashby - **Loughborough**. Paul S. Winson
- ☐ 8 **Loughborough** - Melton. Centrebus



- ☐ 661 **Lutterworth** - Rural Villages. Murphy's Taxis
- ☐ 7 **Measham** - Atherstone. Roberts Travel Group
- ☐ 113 **Melton** - Oakham. Centrebus
- ☐ 23 & 25 **Melton** - Stathern or Nether Broughton. Centrebus
- ☐ 128 Leicester - **Melton**. Centrebus
- ☐ 55 & 56 **Melton** - Grantham. Centrebus
- ☐ 100 Leicester - **Melton**. Centrebus
- ☐ 14 & 15 **Melton**Town Services. Centrebus
- ☐ 24 **Melton** - Bottesford or Bingham. Centrebus
- ☐ 747 Leicester - **Uppingham**. Centrebus



Question 8. How often do you use one of these bus services, for different things?

A. To go to work to training?

☐

Everyday

☐

Several times a week

☐

About once a week

☐

About once a fortnight

☐

About once a month

☐

Every few months

☐

About once a year

☐

Less often

☐

Never



B. To go to school or college?

☐

Everyday

☐

Several times a week

☐

About once a week

☐

About once a fortnight

☐

About once a month

☐

Every few months

☐

About once a year

☐

Less often

☐

Never



C. To go shopping for food?

- ☐ Everyday
- ☐ Several times a week
- ☐ About once a week
- ☐ About once a fortnight
- ☐ About once a month
- ☐ Every few months
- ☐ About once a year
- ☐ Less often
- ☐ Never



D. To go to the local doctors or a pharmacy?

- ☐ Everyday
- ☐ Several times a week
- ☐ About once a week
- ☐ About once a fortnight
- ☐ About once a month
- ☐ Every few months
- ☐ About once a year
- ☐ Less often
- ☐ Never



E. To go to a hospital appointment?

☐

Everyday

☐

Several times a week

☐

About once a week

☐

About once a fortnight

☐

About once a month

☐

Every few months

☐

About once a year

☐

Less often

☐

Never



F. To go to a leisure facility?

☐

Everyday

☐

Several times a week

☐

About once a week

☐

About once a fortnight

☐

About once a month

☐

Every few months

☐

About once a year

☐

Less often

☐

Never



G. To see family or friends?

☐

Everyday

☐

Several times a week

☐

About once a week

☐

About once a fortnight

☐

About once a month

☐

Every few months

☐

About once a year

☐

Less often

☐

Never

H. For another reason - please say what:

☐

Everyday

☐

Several times a week

☐

About once a week

☐

About once a fortnight

☐

About once a month

☐

Every few months

☐

About once a year

☐

Less often

☐

Never

Our proposals



Question 9. Do you agree or disagree with us meeting people's transport needs in the best way for us to use the money?



Strongly
Agree

☐

Agree

☐

Neither
agree nor
disagree

☐

Disagree

☐

Strongly
disagree

☐

Don't
know

☐

Why do you say this?

Question 10. Do you agree or disagree with..



A. Giving money to bus routes that are not well used is not a good use of council money?



Strongly Agree

☐

Agree

☐

Neither agree nor disagree

☐

Disagree

☐

Strongly disagree

☐

Don't know

☐

B. Buses are not always the best way for people to travel?



Strongly Agree

☐

Agree

☐

Neither agree nor disagree

☐

Disagree

☐

Strongly disagree

☐

Don't know

☐

Question 11. Do you agree or disagree with these ideas?



A. We should help bus companies to run the bus routes without money from the council?



Strongly Agree

☐

Agree

☐

Neither agree nor disagree

☐

Disagree

☐

Strongly disagree

☐

Don't know

☐

B. We should only pay for buses that run between 7am and 7pm on weekdays and 8am to 6pm on Saturdays?



Strongly Agree

☐

Agree

☐

Neither agree nor disagree

☐

Disagree

☐

Strongly disagree

☐

Don't know

☐



C. We should concentrate on helping people who are elderly, disabled or isolated?



Strongly Agree

☐

Agree

☐

Neither agree nor disagree

☐

Disagree

☐

Strongly disagree

☐

Don't know

☐

D. We should focus on journeys that are for food shopping, healthcare and going to work or training?



Strongly Agree

☐

Agree

☐

Neither agree nor disagree

☐

Disagree

☐

Strongly disagree

☐

Don't know

☐

E. Providing community transport or car sharing is good where buses are not good value for money?



Strongly Agree

☐

Agree

☐

Neither agree nor disagree

☐

Disagree

☐

Strongly disagree

☐

Don't know

☐



F. We should support community transport schemes?



Strongly Agree

☐


Agree

☐


Neither agree nor disagree

☐


Disagree

☐


Strongly disagree

☐


Don't know

☐


G. We should help communities to find other ways to travel?



Strongly Agree

☐


Agree

☐


Neither agree nor disagree

☐


Disagree

☐


Strongly disagree

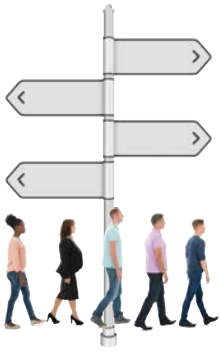
☐


Don't know

☐

Please explain why you agree or disagree with these issues:





Question 12. Do you agree or disagree with us that when we decide whether to give money for a bus route we should think about:

- The distance that is being travelled
- The number of people who want to use the bus service
- The reasons that they want to use that bus service?



Strongly Agree

☐

Agree

☐

Neither agree nor disagree

☐

Disagree

☐

Strongly disagree

☐

Don't know

☐

Why do you say this?



Question 13. Do you agree or disagree with us that community transport and car sharing schemes are a good option instead of bus services?



Strongly Agree

☐

Agree

☐

Neither agree nor disagree

☐

Disagree

☐

Strongly disagree

☐

Don't know

☐

Why do you say this?



Question 14. How could we help communities to develop their own community transport solutions?



Question 15. Are there any community transport schemes in your area that we should be supporting?



Question 16. What will our new policy mean for you? Would our new policy make it more or less easy to go shopping, visit the doctor or go to work or training?



Makes it harder

☐

A little harder

☐

No difference

☐

A little easier

☐

Makes it easier

☐

Don't know

☐

Why do you say this?



Question 17. If you use a bus service that might be cut, would a community transport or car sharing scheme be easier or harder to use?



Makes it harder

☐

A little harder

☐

No difference

☐

A little easier

☐

Makes it easier

☐

Don't know

☐

Why do you say this?



Question 18. Is there anything else we could do to give good value for money on passenger transport?





Question 19. Overall do you agree or disagree that our plans would lead to a good passenger transport system?



Strongly Agree

☐

Agree

☐

Neither agree nor disagree

☐

Disagree

☐

Strongly disagree

☐

Don't know

☐

Why do you say this?



Question 20. Do you have any other comments?



About you



Please answer these questions about yourself. Your answers will help us to make sure that we are getting the views from all the different communities in Leicestershire.



Question 21. Are you...

☐

Male

☐

Female

☐

Other



Question 22. Is your gender the same as was given to you at birth?

☐

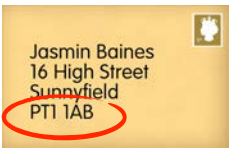
Yes

☐

No



Question 23. How old are you?



Question 24. What is your postcode?



Question 25. Are you a carer of a young person under age 17?

☐

Yes

☐

No



Question 26. What are the ages of your children?

☐

0-4

☐

5-10

☐

11-15

☐

16-17



Question 27. Are you the carer of someone aged over 18?

☐

Yes

☐

No



Question 28. Do you have a long lasting illness or disability?

☐

Yes

☐

No



Question 29. What is your ethnic group?

☐

White

☐

Asian

☐

Mixed

☐

Black

☐

Other



Question 30. What is your religion?

☐

No religion

☐

Buddhist

☐

Muslim

☐

Christian

☐

Hindu

☐

Sikh

☐

Jewish

☐

Other



Question 31. How many cars or vans has your household got?

☐

None

☐

One

☐

2

☐

3

☐

4 or more

☐

Don't know



Question 32. What is your highest qualification?

☐

No qualifications

☐

GCSE or O-levels

☐

A-Levels

☐

Diploma

☐

University degree

☐

Masters degree

☐

Professional qualification

☐

Other



Question 33. Are you...

- ☐ Working for at least 30 hours a week?
- ☐ Working for less than 30 hours a week?
- ☐ Self employed
- ☐ On a government training scheme
- ☐ At school or college
- ☐ Unemployed
- ☐ Permanently sick or disabled
- ☐ Retired
- ☐ Looking after the home
- ☐ Doing something else



Question 34. Are you an employee of Leicestershire County Council?

- ☐ Yes ☐ No

Question 35: Are you...



- ☐ Bisexual - attracted to both men and women
- ☐ Gay - men who are attracted to men
- ☐ Heterosexual or straight- attracted to people of the opposite sex
- ☐ Lesbian - women who are attracted to women
- ☐ Other
- ☐ Prefer not to say

Thank you



Thank you for giving us your views.



Leicestershire County Council will take these into account when they make their final decision.

Please now either:

- Post your answers back by post to



**Passenger Transport Consultation
Room 300B
Leicestershire County Council
Have Your Say
FREEPOST NAT18685
Leicester
LE3 8XR**



You don't have to put a stamp on the envelope



- If you have answered the questions online, please send them back to us by clicking the 'Send' button:

Send