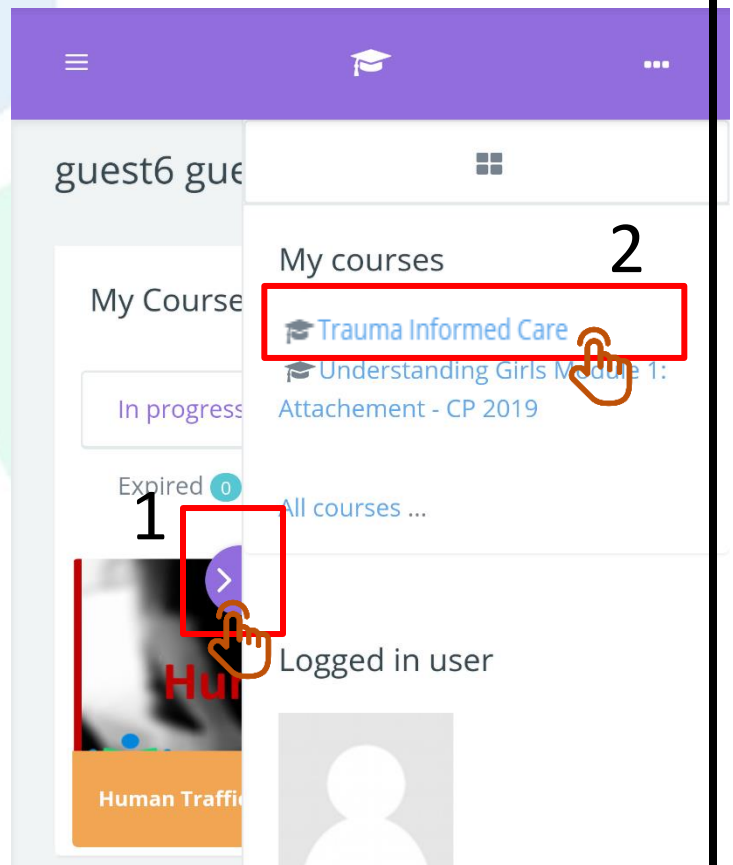


Moodle Phone Navigation

Log in to your eLearning system account using the following link:

<https://moodle.lcwta.org/>

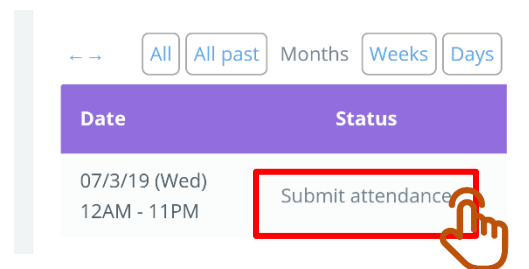
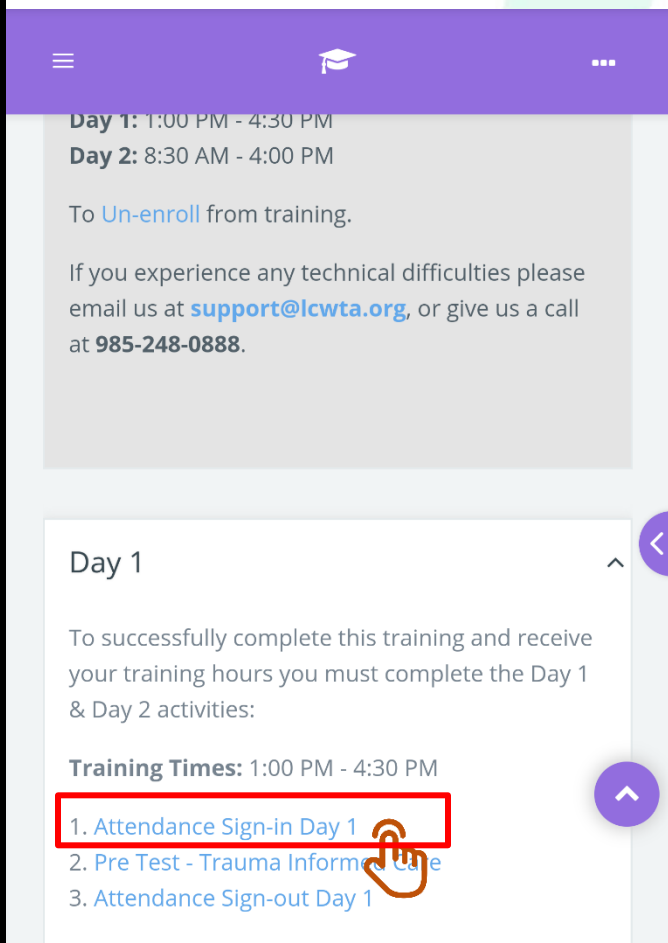
1. Click on the arrow located on the right side to expand the menu.
2. Click on the Training that you have registered.



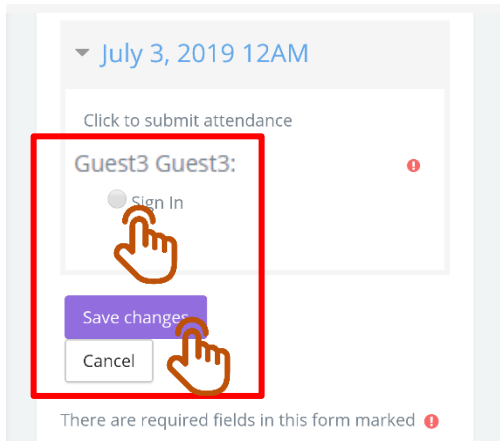
3. A course description will become available along with a list of all the course activities:

Attendance Sign-in: the system will register the time you arrive to the training.

- 3.1 Click on the link Attendance Sign-in.
- 3.2 Click on the link to submit attendance.



3.3 Select the Sign-in option and then click Save Changes.



July 3, 2019 12AM

Click to submit attendance

Guest3 Guest3:

Sign In

Save changes

Cancel

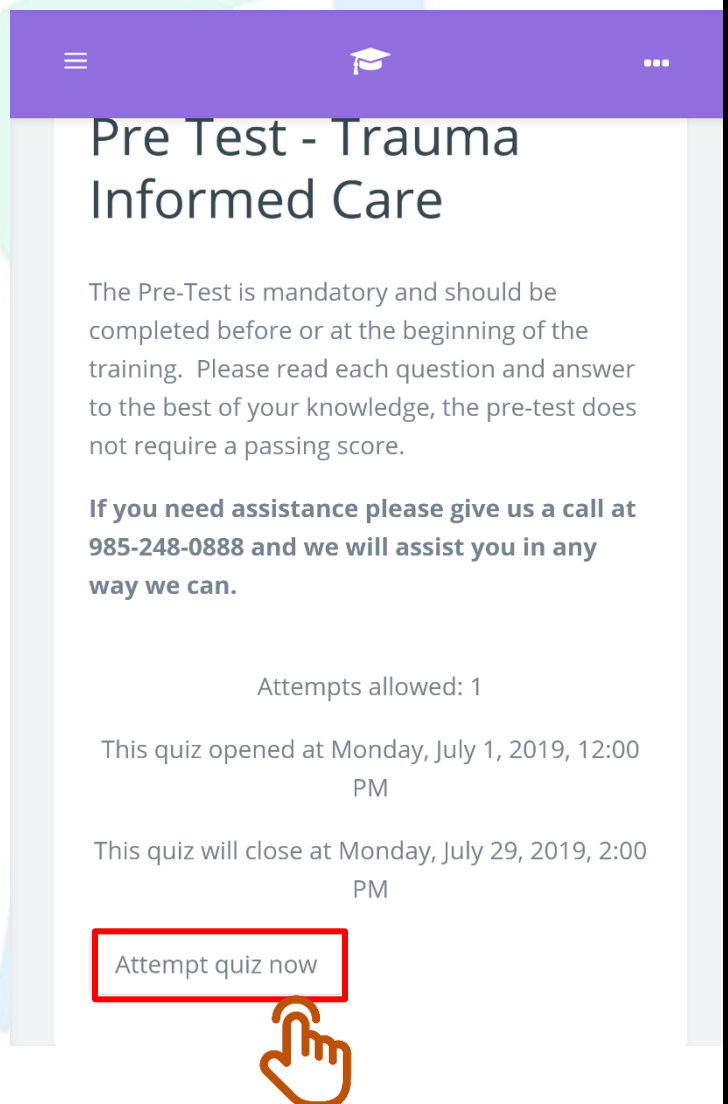
There are required fields in this form marked

***Same instructions apply to the Attendance Sign-Out at the end of the training.**

Pre-test activity: Allows you to take the pre-test and submit your answers.

3.4 Click on Attempt quiz now to start the pre-test activity.

****Same instructions apply to Post-test at the end of the training.**



Pre Test - Trauma Informed Care

The Pre-Test is mandatory and should be completed before or at the beginning of the training. Please read each question and answer to the best of your knowledge, the pre-test does not require a passing score.

If you need assistance please give us a call at 985-248-0888 and we will assist you in any way we can.

Attempts allowed: 1

This quiz opened at Monday, July 1, 2019, 12:00 PM

This quiz will close at Monday, July 29, 2019, 2:00 PM

Attempt quiz now

4. Useful links:

The three lines located on the left side should open a course navigation menu that will allow you to click course activities you are missing or are incomplete.

Participant Evaluation of Training link: Allows you to evaluate the training.

Certificate link: Allows you to view and download your electronic proof of course completion.

