



# MimioView 340H document camera

High-definition pictures and live video engages students and creates dynamic lessons. Simply take our document camera out of the box, attach a single cord, and it's ready to go.

Take all the wonder of interactive lessons and activities, and launch it even further by adding high-definition (HD) pictures or live HD video with the MimioView™ document camera. Detailed images of the intricacies of a flower or math manipulatives are all easily seen by the entire class on the front-of-the-room display. Lessons and learning are brought to life.

The MimioView 340H document camera automatically integrates with MimioStudio™ software, simplifying adding HD pictures and live HD video to lessons. Teachers can display, freeze, annotate, and save all visual content.

- Plug into a single USB computer port for both power and data.
- Autofocus by pushing a single button.
- The convenience of two adjustable light sources.
- Capture both dimensional objects and flat documents in exceptional detail with high-definition 1920x1080 imaging.
- Save work by easily annotating images and creating files to use over and over.



“The MimioView is excellent for transforming any object—flat or 3D—into interactive electronic content that I can bring right into my lesson.”

James Taschek, Middle School Teacher  
Telluride, CO



STEM

## MimioStudio software—so easy to use and engaging, your teachers will use it every day.

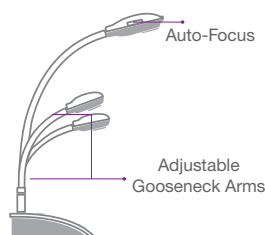
The MimioView document camera includes the dynamic MimioStudio classroom software. It connects the Boxlight products, so using other tools—from the document camera to the pen tablet—is quick and easy. MimioStudio software allows educators to create interactive lessons and collaborative activities, and perform real-time formative assessment. **Take learning even further with our MimioMobile™ app, which brings group learning and collaboration to almost any device.**



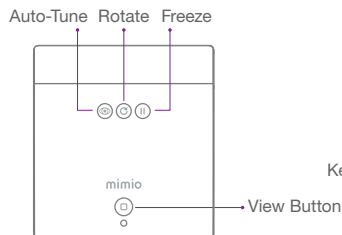
## Specifications

Software	MimioStudio 11.4 or higher on a Windows, Mac, or Linux OS.
Output Resolution	High-definition 1920x1080
Sensor Pixels	3.2 megapixels
Input/Output	USB 2.0 high speed only
Connection	Single USB cable
Zoom	8x mechanical zoom, 16x digital zoom
Lighting	Two independently adjustable LED lights
Shooting Area	420 mm x 315 mm (16.5 in. x 12.4 in.) when height is 360 mm (14.2 in.)
Driver Interface	UVC
User Input	4 Buttons: View, Auto-Tune, Rotate, and Freeze
Image Rotation	90-degree increments (CW/CCW)
Microscope Adapter	Included
Weight	1.25 kg (2.8 lb)
Footprint Dimensions	12.7 cm x 14 cm (5 in. x 5.5 in.)
Operating Temperature	5°C to 35°C (41°F to 95°F)
Storage Temperature	-20°C to 55°C (-4°F to 131°F)
Focus	Automatic
Color Balance	Automatic
Video and Images	Save to MimioStudio Gallery
Content Alignment	Straightedge incorporated on base
Camera Adjustment	Flexible gooseneck for camera

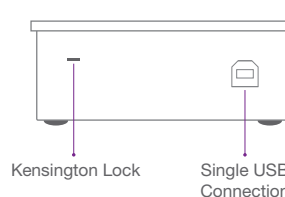
Side View



Base View



Back View



## What's in the Box

3.2 megapixel camera on flexible gooseneck arm; 2 LED light sources on independent, flexible gooseneck arms; microscope adapter; 3 m (10 ft) USB cable with Type-B male on the camera end and Type-A male on the computer end; and MimioStudio hardware license.



## Support You Can Count On

We know how important it is to feel confident in the tools you use every day, so we make sure you can count on our products and service. We offer flexible training resources, our MimioConnect™ online educator community, and US-based in-house, dedicated product specialists. Email, chat, or call us 24/7/365 and we will be there to support you.