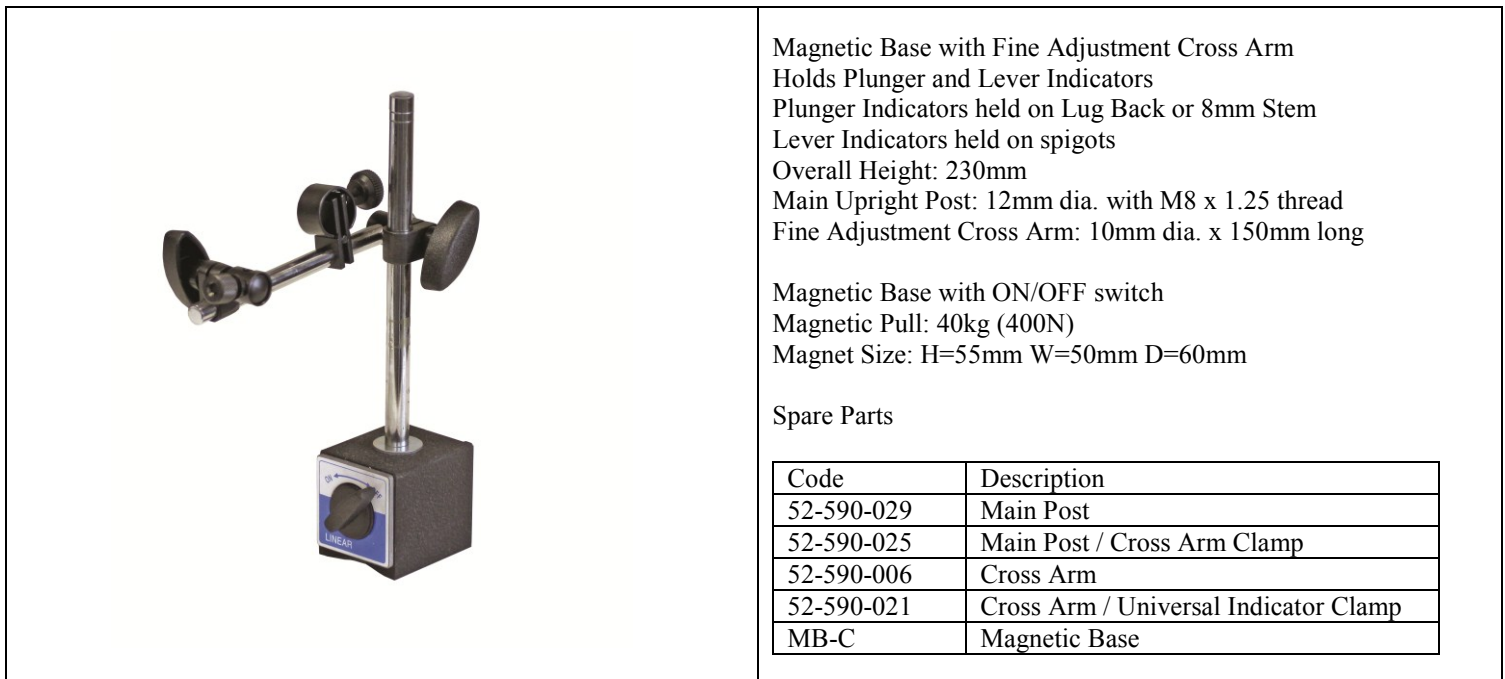


Kit Contents:
 1 x Magnetic Base: MB-2
 1 x Plunger Dial Indicator 25mm Travel: (DG-25M)

Packed Weight and Dimensions

Code	Description	Weight g	W mm	H mm	L mm
MB2-DG25M	Magnetic Base and Dial Indicator Kit	2000	225	80	270

Magnetic Base



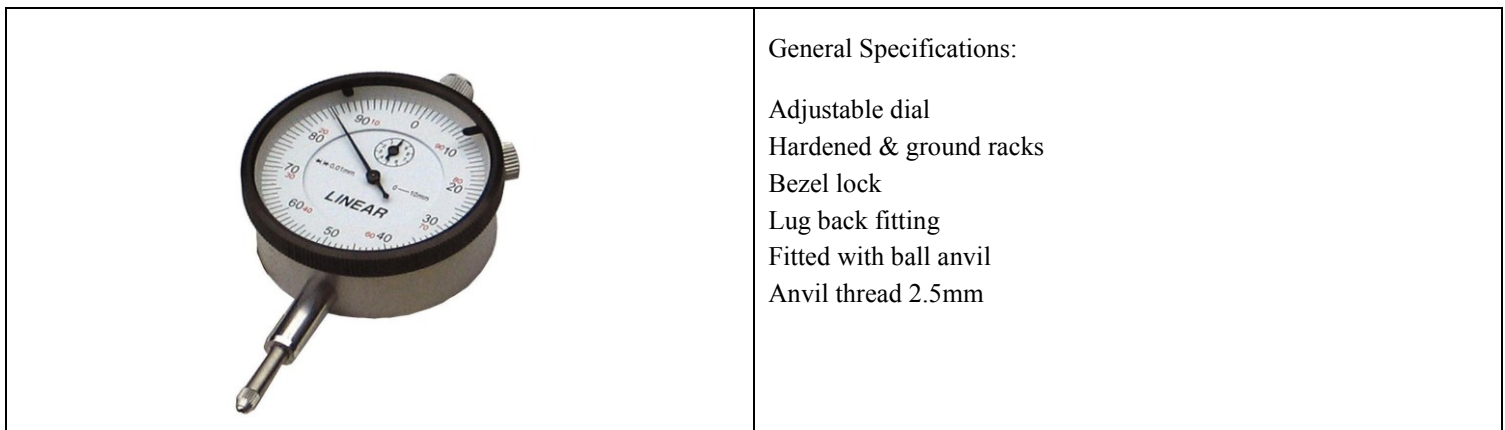
Magnetic Base with Fine Adjustment Cross Arm
 Holds Plunger and Lever Indicators
 Plunger Indicators held on Lug Back or 8mm Stem
 Lever Indicators held on spigots
 Overall Height: 230mm
 Main Upright Post: 12mm dia. with M8 x 1.25 thread
 Fine Adjustment Cross Arm: 10mm dia. x 150mm long

Magnetic Base with ON/OFF switch
 Magnetic Pull: 40kg (400N)
 Magnet Size: H=55mm W=50mm D=60mm

Spare Parts

Code	Description
52-590-029	Main Post
52-590-025	Main Post / Cross Arm Clamp
52-590-006	Cross Arm
52-590-021	Cross Arm / Universal Indicator Clamp
MB-C	Magnetic Base

Dial Indicators



General Specifications:

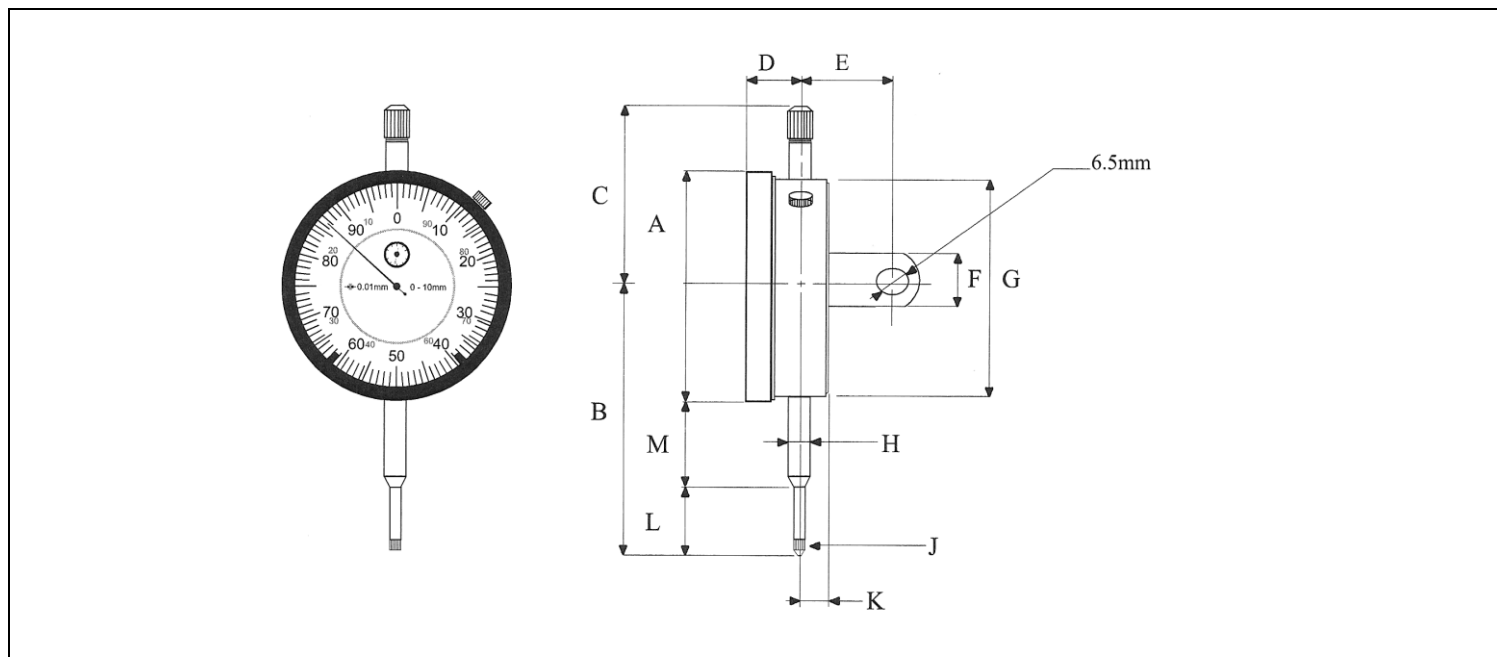
Adjustable dial
 Hardened & ground racks
 Bezel lock
 Lug back fitting
 Fitted with ball anvil
 Anvil thread 2.5mm

Range Details Metric:

Code	Dial Dia./ mm	Travel / mm	Grads. / mm	Reading	Dial Colour
DG-25M	60	25.0	0.01	0-100 c/w, 0-100 a/c	White

Range Details Inch:

Code	Dial Dia inch	Travel inch	Grads. inch	Reading	Dial Colour
DG-1S	2.35	1.00	0.001	0-100 c/w, 0-100 a/c	White



Dimensions: Metric Models

Code	A	B	C	D	E	F	G	H	J	K	L	M
	mm	mm	mm	mm	mm	mm	mm	mm	mm	mm	mm	mm
DG-25M	60	84.0	40.0	16.0	19.3	17.8	54.7	8.0	M2.5	8.0	36.3	18.0

Dimensions: Inch Models

Code	A	B	C	D	E	F	G	H	J	K	L	M
	inch	inch	inch	inch	inch	inch	inch	mm	mm	inch	inch	inch
DG-1S	2.35	3.36	1.52	0.63	0.77	0.7	2.16	8.0	M2.5	0.32	1.42	0.73

Accuracy Specifications: Metric

Range	Grads.	Total Revs.	Each 0.1mm	Each 0.5mm	Each 1.0mm	Each 2mm	Total Travel
mm	mm		mm	mm	mm	mm	mm
0-25	0.01	25	0.005	0.008	0.01	0.015	0.030

Accuracy Specifications: Inch

Range	Grads.	Total Revs.	Any 2 Revs.	First 10 Revs.	First 20 Revs.	Total Travel
inch	inch		inch	inch	inch	inch
1	0.001	10	0.001	0.002	N/A	0.002