

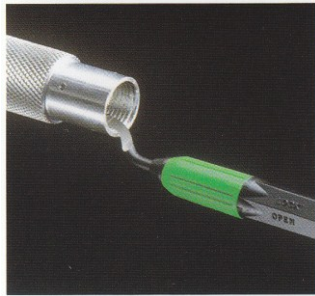


Set Contents:


- 1 x EO Handle with green sleeve fitted with S10 Blade
- 1 x EO Handle with red sleeve fitted with S20 Blade
- 1 x EO Handle with blue sleeve fitted with S10S Blade
- 1 x EO Handle with yellow sleeve fitted with S150 Blade

Packed Weight and Dimensions

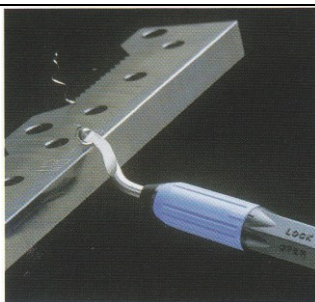
Code	Weight g	W mm	H mm	L mm
EO 2001	71	80	25	225




EO Handle with green sleeve fitted with S10 Blade
 Suitable for deburring Brass and Cast Iron
 Blade material: HSS M2
 Blade hardness: 62-64 HRC



EO Handle with red sleeve fitted with S20 Blade
 Suitable for deburring Steel and Aluminium
 Right and Left Hand use
 Blade material: HSS M2
 Blade hardness: 62-64 HRC



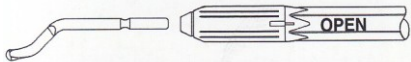
EO Handle with blue sleeve fitted with S10S Blade
 Suitable for deburring Plastics and hard materials
 Blade material: HSS Cobalt
 Blade hardness: 65-67 HRC



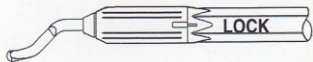
EO Handle with yellow sleeve fitted with S150 Blade
 Suitable for deburring holes 1.5mm or larger
 Blade material: HSS M2
 Blade hardness: 62-64 HRC

How to use:

1. Rotate colored sleeve to OPEN, pull blade out and insert a new blade.



2. Turn sleeve to LOCK.



Warning



- Blades are sharp and can cut.
- Blades can break causing flying objects.
- Sharp edges and flying objects can cause injury.
- Wear safety goggles (user and bystanders).
- Do not pry or bend blades.
- Keep away from children.
- Do not regrind blades