



DEEP ROOF LIGHTING INC.
55 Sea Cliff Avenue, Glen Cove, NY 11542
P.O. Box 520191, Flushing, NY 11352
Tel: 516-676-9100, 9101, 9103, 9105, 9106
Fax: 516-676-9109

Web Site: www.deeprooflighting.com
 Email: deeproof@aol.com jay@deeprooflighting.com

Linear High Bay S-series UL DLC

- ◆ 130-140lm/w ,14700-42000Lm, Beam Angle 120°
- ◆ One cover (Type A)and two covers (Type B) optional
- ◆ 120-347V/277-480V optional
- ◆ Integrated housing, no need assembly
- ◆ Microwave sensor and Emergency battery driver available
- ◆ Chain kit / Surface mounted / Pendant hanger installation optional
- ◆ 5 years warranty

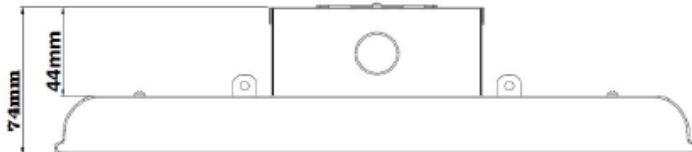


High power factor	≥0.95, THD<15%	Light source	SMD2835, LM80
High efficiency	140lm/w	High CRI	Ra>80
Viewing angle	120 degree	Dimmable	0-10V
Colour(CCT)	4000-5700k	Material	Alum

TYPE B

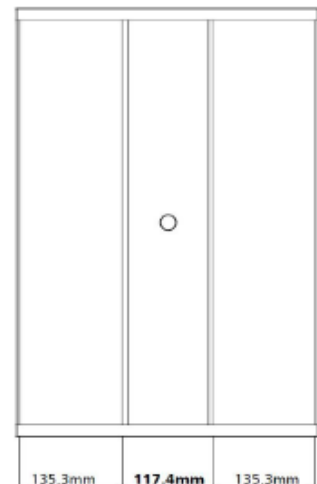
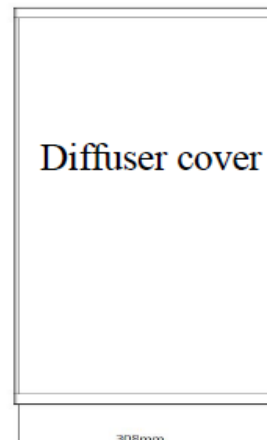
The size of Type A

2 feet - 23" X 12.6" X 2.87"
 4 feet - 46" X 12.6" X 2.87"



TYPE B

2 feet - 23" X 15.7" X 1.81"
 4 feet - 46" X 15.7" X 1.81"

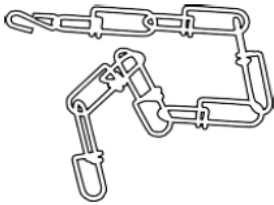


ITEM CODES

LHBP-S2105(A/B)-D50-(D1/D2)-(EM)	2 feet , 105W, 13650 Lumen, 5000K, Dimmable D1-277 VAC, D2-480VAC, EM BkUp
LHBP-S2165(A/B)-D50-(D1/D2)-(EM)	2 feet , 165W, 21450 Lumen, 5000K, Dimmable D1-277 VAC, D2-480VAC, EM BkUp
LHBP-S2225(A/B)-D50-(D1/D2)-(EM)	2 feet , 225W, 29250 Lumen, 5000K, Dimmable D1-277 VAC, D2-480VAC, EM BkUp
LHBP-S4165(A/B)-D50-(D1/D2)-(EM)	4 feet , 165W, 21450 Lumen, 5000K, Dimmable D1-277 VAC, D2-480VAC, EM BkUp
LHBP-S4225(A/B)-D50-(D1/D2)-(EM)	4 feet , 225W, 30000 Lumen, 5000K, Dimmable D1-277 VAC, D2-480VAC, EM BkUp
LHBP-S4300(A/B)-D50-(D1/D2)-(EM)	4 feet , 300W, 39000 Lumen, 5000K, Dimmable D1-277 VAC, D2-480VAC, EM BkUp
L-OS-PS-401V	Occupancy and photo sensor, dimmable step down

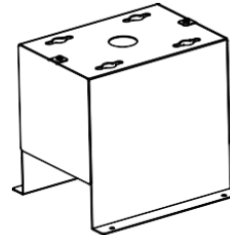
Accessories

LHBP-S-CHAIN



Chain kit

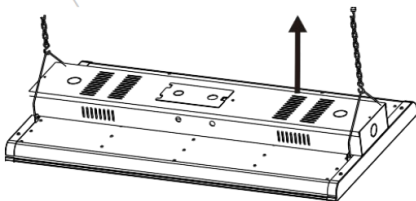
LHBP-S-MC



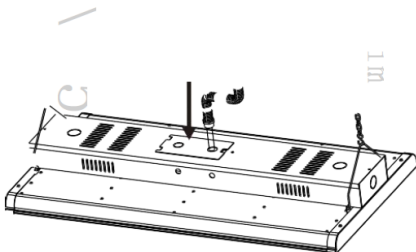
Surface mounted & Pendant hanger

Chain Installation

1. Hook the chain as below pie.

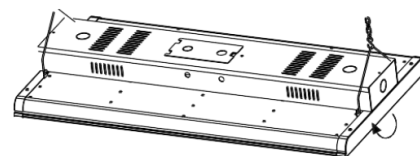


3. Hook up the chain on the ceiling anchor.

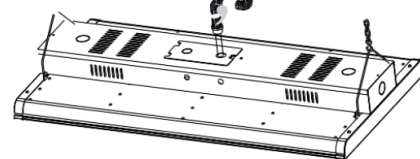


5. Insert the terminal cap and wires into the driver box.

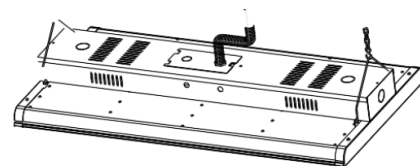
2. Insert the hook into the slotted holes, as shown below.



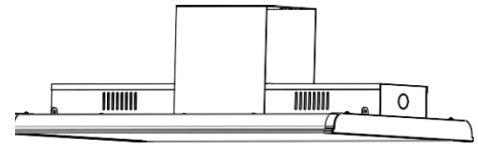
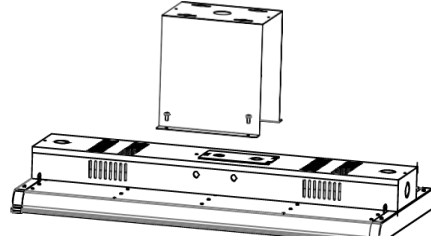
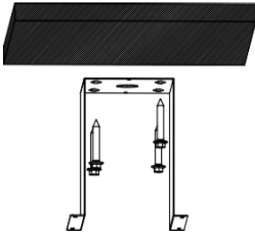
4. Turn off power and make wiring connections with terminal cap(see wiring instruction below).



6. Insert the wire terminal joint to the wire entry. Installation completed.

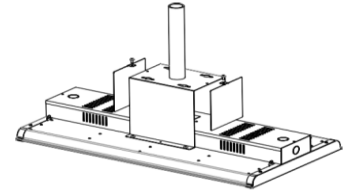
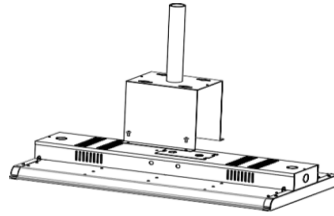
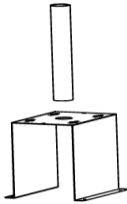


Surface Mounting



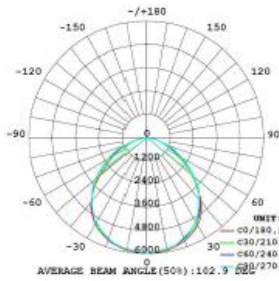
Connect the line and power it on

Pipe Connections



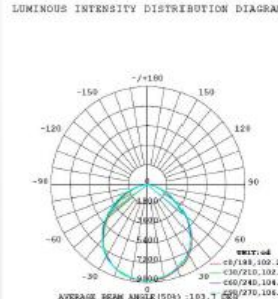
2. Attach the bracket to the round tube and lock it 2. Place the luminaire on the bracket and lock the screws

105W 2ft 5000K



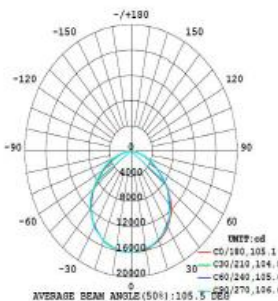
Height	Beam Diameter	Beam Angle	Diameter
1m	2294.89021x	180.0000	230.0000
2m	578.712552x	90.0000	580.0000
3m	259.3.684.83x	60.0000	720.0000
4m	149.5.279.02x	45.0000	840.0000
5m	81.88.238.33x	36.0000	960.0000
6m	63.75.166.23x	30.0000	1080.0000
7m	48.34.122.03x	26.0000	1200.0000
8m	38.81.91.451x	23.0000	1320.0000
9m	33.15.71.152x	21.0000	1440.0000
10m	29.84.58.102x	20.0000	1560.0000

165W 2ft 5000K



Height	Beam Diameter	Beam Angle	Diameter
1m	3297.50975x	180.0000	330.0000
2m	829.377439x	90.0000	840.0000
3m	354.7.684.31x	60.0000	1020.0000
4m	212.0.554.21x	45.0000	1200.0000
5m	129.3.394.71x	36.0000	1380.0000
6m	89.82.284.31x	30.0000	1560.0000
7m	64.97.181.51x	26.0000	1740.0000
8m	51.89.139.41x	23.0000	1920.0000
9m	44.97.109.31x	21.0000	2100.0000
10m	39.97.86.675x	20.0000	2280.0000

300W 4ft 5000K



Height	Beam Diameter	Beam Angle	Diameter
1m	5534.16101x	180.0000	560.0000
2m	1383.67021x	90.0000	1120.0000
3m	614.9.17921x	60.0000	1680.0000
4m	348.9.12771x	45.0000	2240.0000
5m	221.4.884.81x	36.0000	2800.0000
6m	159.7.647.81x	30.0000	3360.0000
7m	112.4.528.81x	26.0000	3920.0000
8m	80.97.381.81x	23.0000	4480.0000
9m	60.92.289.81x	21.0000	5040.0000
10m	53.34.241.21x	20.0000	5600.0000