

ARCH Bollard Square

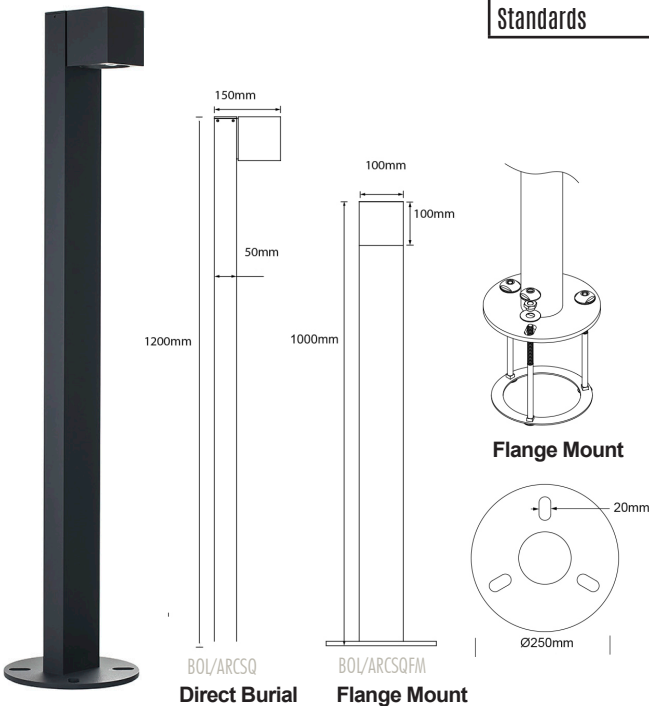
BOL/ARCSQ

DESCRIPTION

The Arch Bollard Square is ideal for commercial application. Best suited for ground lighting on driveways and pathways. It has a minimal, contemporary aesthetic that will blend into any architectural setting. This luminaire features a Type II optic that casts a very long but narrow downwards illumination, or Type IV optic which gives a forward throw beam pattern. The result is an extremely low glare light fitting with precise light placement.

All Hunza products have an extra layer of powdercoat to ensure maximum corrosion protection.

CATEGORY
ARCHITECTURAL ULTRA RANGE



PURE LED

LED Chip	Cree CXA 1830 Plug-and-Play, field replaceable LED, 37Vf
Output	3000 Lumens @ 700mA
Lumens Per Watt	100 lm/W
Power Consumption	26 watts
Colour Temperature	2700K, 3000K and 4000K
CRI Warm White (3000K)	80+ standard, 90+ optional
Beam Angle	Type II, Type IV

PHYSICAL PROPERTIES

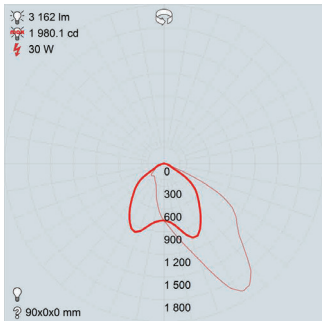
Materials	Powdercoated Aluminium
Ingress Protection	IP66
Standards	BS/EN 60598.2.2, UL1598, CE

POWER SUPPLY OPTIONS

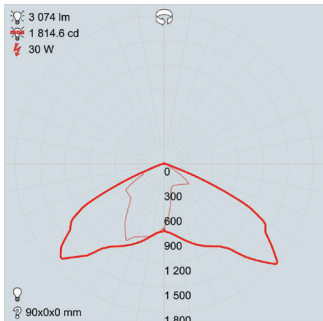
NO DRIVER REQ FOR RETRO 'R' (INTEGRAL 230V IN)
DRIVER REQ FOR SERIES WIRED (CC FORMAT) **
TRANSFORMER REG FOR PARALLEL WIRED (CV FORMAT) ***

** See pages 2,6-7,9 power supplies

*** See pages 11-12 power supplies



TYPE II



TYPE IV

LUMINAIRE

- BOL/ARCSQ
- BOL/ARCSQFM

Arch flange mount

POWER

- /L/S 700mA INPUT (CC) SERIES WIRED
- /L/R RETRO, 110/240V DRIVER
- /L/DC24 24VDC DRIVER

BEAM

COLOUR

- TYP2 TYPE 2 OPTIC 2
- TYP4 TYPE 4 OPTIC 3
- 4
- 39

ACCESSORIES

- 2700K
- 3000K
- 4000K
- 3000K,90+ CRI
- CIK CABLE JOINT KIT
- MC MOUNTING CAGE
- DN DOME NUT*

MATERIAL/ FINISH

- BK BLACK
- BZ BRONZE
- OGR OLIVE GREEN
- WH WHITE
- WB WHITE BIRCH
- DG DARK GREY
- STAR SILVER STAR
- CT CORTEN

/L/S PURELED SERIES WIRED

Constant current driver (included-700mA). Individual fixture require. 37VDC@ 700mA maximum. 0-10 volt dimming.

/L/R PURELED 110/277VAC RETRO DRIVER

Constant current driver (included). Input: 240 VAC. Output: 26 watts total 37VDC@ 700mA 0-10 volt dimming.

/L/D24 PURELED PARALLEL WIRED

Remote 240V - 24DC transformer required. Input: 24VDC. Output: 37VDC @700mA,

*Only available for Flange Mount version