

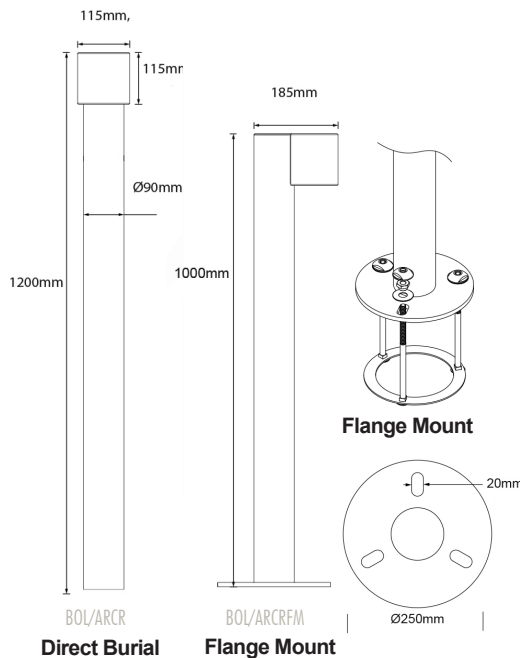
ARCH Bollard Round

BOL/ARCR

DESCRIPTION

The Arch Bollard is ideal for commercial applications. Best suited for ground lighting on driveways and pathways. It has a minimal, contemporary aesthetic that will blend into any architectural setting. This luminaire features a Type II optic that casts a very long but narrow downwards illumination, or Type IV optic which gives a forward throw beam pattern. The result is an extremely low glare light fitting with precise light placement.

All Hunza products have an extra layer of powdercoat to ensure maximum corrosion protection.



PURE LED	
LED Chip	Cree CXA 1830 Plug-and-Play, field replaceable LED, 37Vf
Output	3000 Lumens @ 700mA
Lumens Per Watt	100 lm/W
Power Consumption	26 watts
Colour Temperature	2700K, 3000K and 4000K
CRI Warm White (3000K)	80+ standard, 90+ optional
Beam Angle	Type II, Type IV

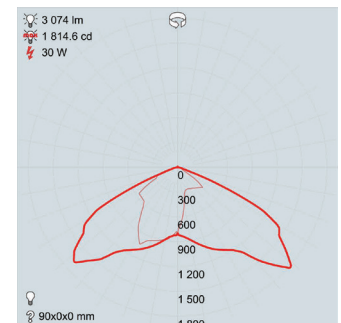
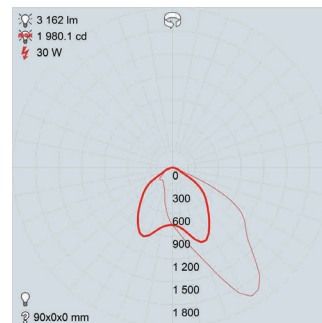
PHYSICAL PROPERTIES	
Materials	Powdercoated Aluminium
Ingress Protection	IP66
Standards	BS/EN 60598.2.2, UL1598, CE

POWER SUPPLY OPTIONS

NO DRIVER REQ FOR RETRO 'R' (INTEGRAL 230V IN)
 DRIVER REQ FOR SERIES WIRED (CC FORMAT) **
 TRANSFORMER REQ FOR PARALLEL WIRED (CV FORMAT)***

** See pages 2,6-7,9 power supplies

*** See pages 11-12 power supplies



CATEGORY
ARCHITECTURAL ULTRA RANGE

LUMINAIRE

BOL/ARCR

BOL/ARCRFM

Arch flange mount

POWER

- /S 700mA INPUT (CC) SERIES WIRED
- /L/R RETRO, 110/240V DRIVER
- /L/DC24 24VDC DRIVER

BEAM

/L/R PURELED 110/277VAC
RETRO DRIVER

Constant current driver (included).
 Input: 240 VAC.
 Output: 26 watts total
 37VDC @ 700mA
 0-10 volt dimming.

COLOUR

TYP2 TYPE 2 OPTIC

TYP4 TYPE 4 OPTIC

ACCESSORIES

- 2 2700K
- 3 3000K
- 4 4000K
- 39 3000K, 90+ CRI

- CHK CABLE JOINT KIT
- MC MOUNTING CAGE
- DN DOME NUT*

MATERIAL/ FINISH

- BK BLACK
- BZ BRONZE
- OGR OLIVE GREEN
- WH WHITE
- WB WHITE BIRCH
- DG DARK GREY
- STAR SILVER STAR
- CT CORTEN

/L/S PURELED SERIES WIRED

Constant current driver
 (included-700mA).
 Individual fixture require.
 37VDC @ 700mA maximum.
 0-10 volt dimming.

/L/D24 PURELED PARALLEL
WIRED

Remote 240V - 24DC transformer
 required.
 Input: 24VDC.
 Output: 37VDC @ 700mA,

*Only available for Flange Mount version

PRODUCT CONFIGURATION