

# ST 50

ST50

## DESCRIPTION

The SafeTouch 50 inground luminaire has been specifically designed with ultimate public safety as its primary objective. It produces high-output optically pure light, but operates with cool lens temperatures, low energy consumption and minimal maintenance. It has a fully adjustable eyeball mechanism allowing 360 rotation and 0-20 elevation. This luminaire is extremely tough, durable and waterproof, making it ideal for installation in public spaces, large-scale projects and residential areas.

### PURE LED

LED Chip	Cree CXA 1512 Plug and Play, field replaceable LED board, 18Vf
Output	1200 Lumens @ 700mA max
Lumens Per Watt	100lm/W
Power Consumption	12.6 watts
Colour Temperature	2700K, 3000K and 4000K
CRI Warm White (3000K)	85+ standard, 90+ optional
Beam Angle	15, 30, 40 Degrees

\*Specification for pureled only, for retrofit lamp options please see alternative lamps page.

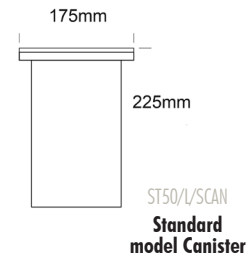
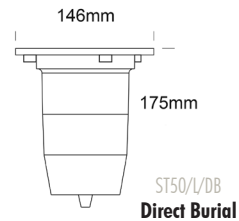
### PHYSICAL PROPERTIES

Materials	Solid Bronze or 316 Stainless Steel Flange, Powdercoated Aluminium Body
Ingress Protection	IP67
Standards	AS/NZS 61046, EN60598, UL 1598, CSA C22.2 No. 250.0

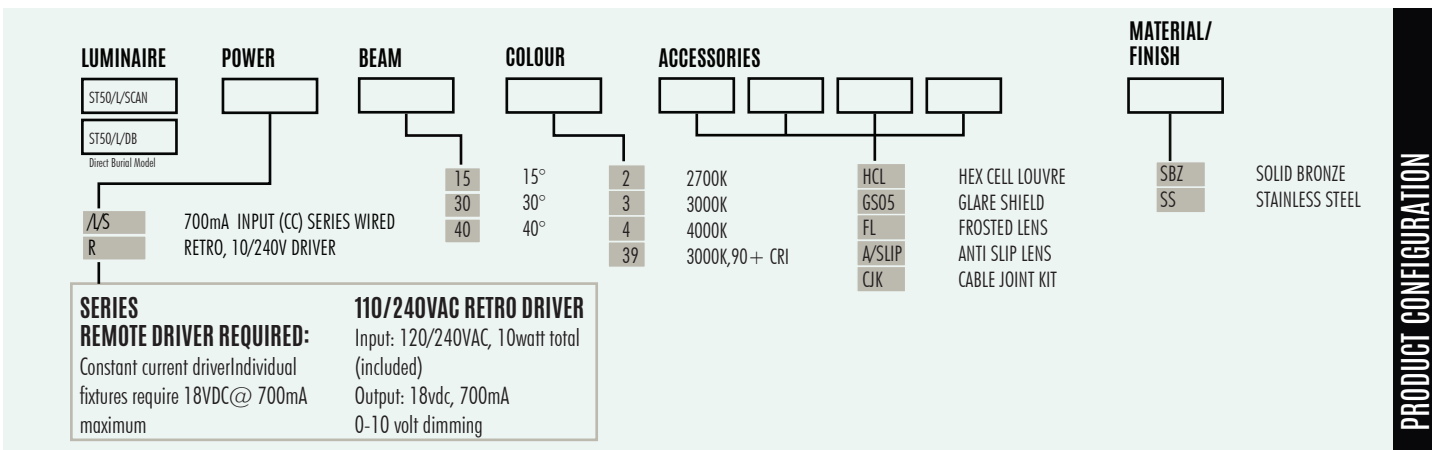
### POWER SUPPLY OPTIONS

DRIVER REQ FOR SERIES WIRED ( CC FORMAT ) \*\* | NO DRIVER REQ FOR RETRO 'R' ( INTEGRAL 230V IN )

\*\* See pages 2,6-7,9 power supplies



CATEGORY  
RECESSED & INGROUND



PRODUCT CONFIGURATION