

Instructions for Use

Accessing the Swabable Valve

Single Use Only. Do not reprocess or reuse.
Not made with natural rubber latex.

The Robertsite® valve is used in several different medical devices.
The technique for accessing the valve is the same.

Cat. No.: 245110024, 245110024R, 245110024B

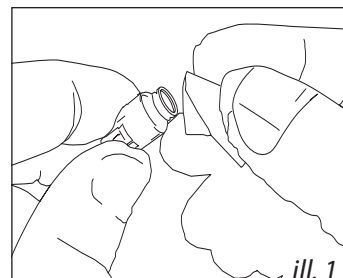
Cautions:

- To prevent valve damage, **DO NOT USE** needles or blunt cannula to access the swabable valve.
- Carefully follow the directions below to maintain the valve integrity.
- Only use standard Luer connection devices; non-standard syringes or connectors can damage the swabable valve. A standard luer connection must conform to the harmonized standards, ISO 80369-7, ISO 594-1 and/or ISO 594-2. Syringes and male luer connectors have a large variety of configurations and can vary significantly in design and dimensions.
- **DO NOT OVER-TIGHTEN** connections. **DO NOT USE** any instruments to tighten connections.

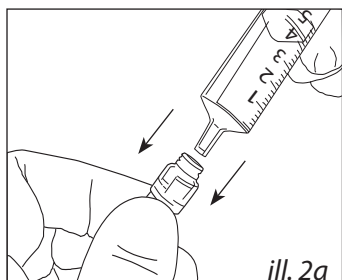
1. Using aseptic technique, remove the sterile device from the package. Discard if packaging is not intact.
2. Using a sterile alcohol wipe, swab the surface of the valve (*illustration 1*). Let it air dry.
3. Carefully connect the syringe or extension set to the valve by pushing the syringe or other Luer connection straight into the swabable valve using a clockwise, twisting motion. **DO NOT** try to insert at an angle or try to pry open the slit in the valve.

Note: When using rotating collar MLL connectors ensure that collar is rotated and connection is secure.

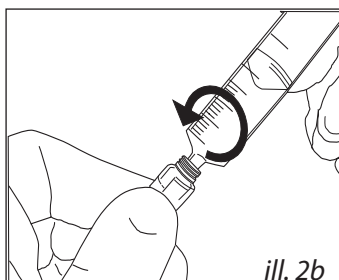
(See illustrations 2 (a and b) and 3 (a and b) for proper accessing techniques.)



Male Slip Luer (MSL)

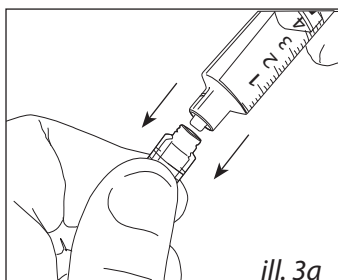


ill. 2a

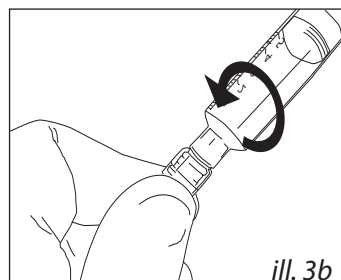


ill. 2b

Male Luer Lock (MLL)



ill. 3a



ill. 3b

4. Twist counterclockwise to disconnect. The swabable valve completely closes after each use and therefore does not require a separate injection site cap.
5. Flush the swabable valve device after each use per facility protocol.
6. Change swabable device per facility protocol.
7. Dispose of used device per facility protocol for biocontaminated materials.

All HR® Medical Components are shipped bulk, non-sterile and are single patient use medical device components requiring further processing (e.g. assembly, packaging, sterilization) before clinical use. The buyer is responsible for determining effects of processing/multiple usage on these components, appropriateness of the component in the final application, and pre/post shelf life.

Halkey-Roberts®

2700 Halkey-Roberts Pl. N.
St. Petersburg, FL 33716 USA
727.471.4200
www.halkeyroberts.com
sales@halkeyroberts.com

US Patents 6,089,541~ 6,651,956 and foreign patents issued and pending
Made in the USA