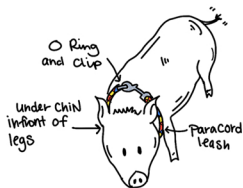


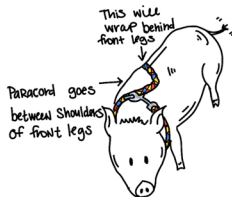
# HOW TO HARNESS YOUR PIG

## Instructions for the all in one harness and leash

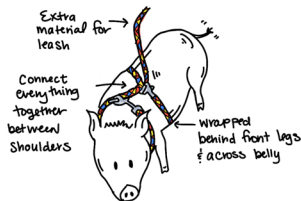
**Step 1)** Wrap the leash around the neck of your pig and clip to the nearest ring. There should be enough room to place a finger between the leash and your pig's skin. If there isn't a ring that fits, insert one of the extra clips or attach the clip to a few chords of the leash.



**Step 2)** Take the remaining length and pull parallel with the pig's body creating a "T".



**Step 3)** Wrap the remaining chord behind the front legs and clip to the nearest ring, and connect to the "T" section. If there isn't a ring that fits, insert one of the extra clips or attach the clip to a few chords of the leash.



**Step 4)** Any extra material will serve as the leash. You can clip an additional leash to add extra length.

For more instruction see video  
For questions reach out to [info@oinkboxes.com](mailto:info@oinkboxes.com)