

Forest Shuttle Family of Motors

Touch Impulse Technology opens or closes drapes with a gentle pull. Integrated emergency control insures manual operation of the drapery in case of power failure. Capable of integrating with all major home automation systems, the Forest Shuttle is offered in 3 versions which address various communication protocols. The Eco and Eco HD Shuttles integrate with your smart home technology via dry contacts and RS485 protocol for use with popular automation systems including Lutron, Control 4, Crestron, Somfy, and many others. The Z-Wave Shuttle offers app control through Samsung's SmartThing and Amazon's Alexa devices. Or, use Z-wave's mesh network to integrate via dry contacts.

10 WARRANTY
year

All Forest Shuttle Motors include a 10-Year Warranty - the only one on the market.

Forest Shuttle HD



USE HD & ECO SHUTTLES WITH LUTRON, CONTROL 4, CRESTRON, SOMFY AND OTHERS!

Forest Shuttle Eco



Comparison Chart

	Forest Shuttle HD (M)	Forest Shuttle Eco (S)
DIMENSIONS	Motor: 2.76" x 1.97" x 9.5" / Receiver Internal	Motor: 2.76" x 1.97" x 7.5" / Receiver Internal
MOUNTING	Wall or Ceiling; Can be spliced	Wall or Ceiling; Can be spliced
MAXIMUM WEIGHT	160 lbs per motor / 120 lbs per motor - curved track	100 lbs per motor / 90 lbs per motor - curved track
TRAVEL SPEED	5.5" per second standard / 7" per sec maximum	5.5" per second standard / 7" per sec maximum
RECEIVER	Internal	Internal
AMPERAGE	.6 amps / 70 watts / 110 volt plug-n-play	.35 amps / 40 watts / 110 volt plug-n-play
TORQUE	1.5 Nm	1.0 Nm
NOISE LEVEL	< 40 dB(A)	< 40 dB(A)
TOUCH IMPULSE TECHNOLOGY	✓	✓
EMERGENCY CONTROL	✓	✓
RF COMMUNICATION STANDARD	✓	✓
Z-WAVE COMMUNICATION		
AUTOMATION SYSTEM COMPATIBLE	RS485 & dry contacts ✓	RS485 & dry contacts ✓
WARRANTY	10 Year	10 Year

SPECS

FEATURES

Forest
Shuttle Z-Wave



Forest
Shuttle iOn

**COMING
SOON!**



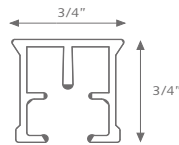
BATTERY
OPERATED

Forest	Forest
Shuttle Z-Wave	Shuttle iOn
Motor: 2.76" x 1.97" x 9.5" / Receiver Internal	Motor: 2" x 3" x 12.25" / Receiver Internal
Wall or Ceiling; Can be spliced	Wall or Ceiling; Can be spliced
160 lbs per motor / 120 lbs per motor - curved track	55 lbs per motor / 40 lbs per motor - curved track
5.5" per second standard / 7" per sec maximum	5.5" per second standard
Internal	Internal
.6 amps / 70 watts / 110 volt plug-n-play	Lithium Ion Battery + charger (3-4months between charges)
1.5 Nm	1 Nm
< 40 dB(A)	< 40 dB(A)
✓	✓
✓	✓
dry contacts ✓	✓
✓	
dry contacts ✓	RS485 & dry contacts ✓
10 Year	10 years on motor. 2 years on battery pack.



FMS® - Forest Motorized System

The original motorized track from Forest will hold 6 lbs/ft and provides ultra-quiet and smooth operation of your draperies. Aluminum extrusion, powder coated. Wall or ceiling mount. Available in -25 white and -59 black.



51323-25
23' aluminum extrusion, powder coated, lubricated FS track
10/bundle



ASSEMBLED SETS include track, motor, power supply, and Diamond Sense Remote or Diamond wall switch.

FMS Motors, Power Supplies and Control Options



52925-25
Forest Shuttle HD
w/ built-in receiver
1/box



52939-25
Forest Shuttle HD
w/ built-in receiver
1/box

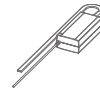


52944-25
Forest Shuttle Z-Wave
w/ built-in receiver
1/box

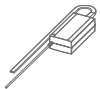


COMING SOON!

52926-25
Forest Shuttle iOn
Lithium Ion Battery
1/box



52928-25 7' 6" power cord
52934-25 16' power cord
24 v Power Supply
for Eco HD & Z-Wave Shuttles
1/box



52940-25
24 v Power Supply
for Eco Shuttle ONLY
7' power cord
1/box



NEW!

52931-25D white
52931-59D black
Diamond Sense Remote
RF, 15 channel w/ holder
Range 98'
1/box



52932-25
Z-Wave Adaptor
Use with Z-Wave motor
to communicate
with Diamond
Remote 1/box



52933-25 white
52933-59 black
Diamond Wall Switch
2 channel
1/box



52943-25 white
52943-59 black
RF Multi Wall Switch
16 channel
LED Screen
1/box
NOT PART OF ASSEMBLED SET

FMS Transport Components



9012-25
Transport Belt Kevlar
reinforced
328 ft./roll



52512-25
-59 Black +10%
Transport Belt Connector
Connects belt to master
50/box



52903-25
Motor Pulley
Connects motor to
track 1/box



52910-25
Return Pulley
1/box

FMS Carriers



52008-25
Slim Line Klick Carrier
Draperies hang to
conceal track
box of 250

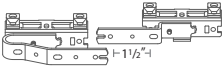


52009-25
Ball Bearing Carrier
for motorization
box of 250



2114-25 60% fullness, 2 5/8" OC
2111-25 80% fullness, 2 3/8" OC
2112-25 100% fullness, 2 1/8" OC
2115-25 120% fullness, 1 7/8" OC
Two-Piece Connected Snap Carrier w/ Square Base
In plastic sleeve. Use 4 1/4" snap tape.
roll of 500

FMS Masters



52508-25 Overlap R
52509-25 Underlap L
Swivel Foot
Multi-Functional Master
box of 100



52508-25A Overlap R
52509-25A Underlap L
Swivel Foot
Multi-Functional Master
w/ snap
box of 100



52409-25 Butt L
52410-25 Butt R
Butt Master
w/ 3 snaps for
Ripplefold* box of 50



2552-25
6" Extension Arm
For master
Use w/ two
box of 50



2551-25
Small Extension Arm
box of 50

FMS Brackets and Other Components



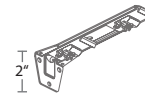
3003-25
%HD Ceiling Bracket
w/ Smart Klick
box of 100



30031-25 *NEW!*
Ceiling Bracket Cover
box of 100



53202-25
3" Smart Klick Wall Bracket
w/ wide base
adjusts 3"-4 1/2"
box of 100



53206-25
6" Smart Klick
Double Wall Bracket
w/ wide base
adjusts 2 1/2"-4" & 6"-7.5"
box of 50



3006-25
Suspension Bracket Tube
39" extension
10/box



3007-25
Suspension Bracket
Insert Screw
box of 100



3008-25
Suspension Bracket
Top
box of 25



3009-25
Suspension Bracket
Klick System Clip
box of 50



3903-25
Track Connector and
key **3904-00**
box of 10